



## WEST BENGAL HOUSING BOARD

(Estd. under W.B. Act XXXII of 1972)

'A B A S A N', 105, S. N. Banerjee Road, Kolkata – 700 014,

Phone : (033) 2265-1965, 2264-1967 / 3966 / 8968 / 4974 / 0950. Fax : (033) 2264-1480 / 0979,

Web site : [www.wbhousingboard.in](http://www.wbhousingboard.in) Email : [wbhousingboard@gmail.com](mailto:wbhousingboard@gmail.com)

Memo No.159 /J.D(E.P)/H.B

DATE:04.02.2015

### ABRIDGED SHORT NOTICE INVITING QUOTATION N I Q No. 02 of 2014-15 of J.D(E.P.),WBHB

J.D.(E.P.), West Bengal Housing Board invites sealed proposals on single stage two packet system from experienced & reputed Security Agencies for the following works :-

1. Name of work :- Comprehensive Centralized Security Services for various completed Housing Projects, Departmental Godown at Thakurpukur H.P.in different districts of West Bengal and of the Head Quarters (ABASAN) of West Bengal Housing Board
2. Bid Security :- @2% of Quoted Rate, to be inserted in Packet 2
3. Cost of Bidding Document :- Rs. 2,000/- ( Rupees Two thousand ) only, to be (Non-refundable) inserted in Packet 1 (**Downloading charges from Board's website**)
4. Period of Completion – 12 months (From the date of Commencement as per Work order)
5. Receipt of proposal – 20.02.2015 within 14.00 hours.

The intending Agencies may visit Board's website : [www.wbhousingboard.in](http://www.wbhousingboard.in) for detail.

No: 159/1(4) /JD(EP)/H.B

Jt.Director.(E.P.)  
W.B. Housing Board.  
Date:04.02.2015

Copy forwarded for favour of information and wide circulation to the :-

1. Director (Engg.), WBHB
2. L.A.O., WBHB with the request to publish the Notice in BOARD's Web site.
3. P.R.O,WBHB with request to publish the notice in leading daily News papers
4. Notice Board.WBHB.

Jt.Director.(E.P.)  
W.B. Housing Board.



## WEST BENGAL HOUSING BOARD

(Estd. under W.B. Act XXXII of 1972)

**'A B A S A N', 105, S. N. Banerjee Road, Kolkata – 700 014,**

Phone : (033) 2265-1965, 2264-1967 / 3966 / 8968 / 4974 / 0950. Fax : (033) 2264-1480 / 0979,

Web site : [www.wbhousingboard.in](http://www.wbhousingboard.in) Email : [wbhousingboard@gmail.com](mailto:wbhousingboard@gmail.com)

Memo No: 158 /JD(E.P)H.B

DATE: 04.02.2015

### REQUEST FOR NIQ.

#### Short Notice Inviting Quotation No.2 of 2014-15 of J.D(EP), WBHB.

1. West Bengal Housing Board (WBHB) invites sealed Quotations on single stage two packet system from experienced and reputed Private Security Agencies to provide **Comprehensive Centralized Security Services** for the following work as per particulars given hereunder.
2. Name of work: - Comprehensive Centralized Security Services for various completed Housing Projects, Departmental Godown at Thakurpukur H.P. and of the Head Quarter (ABASAN) of West Bengal Housing Board.
3. Name and address of the Concerned Engineer- in- Charge: –Deputy Director (E.P)-III, WBHB
4. Features of the project: Various completed Housing Projects under WBHB in different Districts of West Bengal, Departmental Godown at Thakurpukur – Kolkata, Shopping Complex at Dankuni H.P. and Head Quarters of West Bengal Housing Board (Abasan Building) etc. comes under the purview of this Security arrangement with all infrastructural amenities as provided including roads and pathways, drainage, water supply, sewerage, electrical fittings and fixtures including that of all inventories of both external and internal of Building Blocks / Dwelling Units (Flats), landscaping and beautification, etc.
5. Bid Security: 2% of Quoted amount, to be inserted in Packet2
6. Cost of bidding document: Rs.2,000/-to be inserted in Packet 1  
(Non-refundable)
7. Period of Completion: 12 months.  
From the Date of Commencement as per Work order.
8. NIQ documents: Request For NIQ document consisting of detail scope of Security arrangement, completed project details, eligibility criteria etc. can be obtained by downloading from Board's website [www.wbhousingboard.in](http://www.wbhousingboard.in)). Start date **10.02 .2015** from 12.00 hours. End date **20.02.2015** up to 12.00 hours. Necessary payment of **Rs. 2,000/- ( Rupees two thousand ) only as cost of Bidding Documents along with Bid Security**

**To be paid separately in the form of Bank Draft / Pay Order issued by any Nationalized or Scheduled Bank of India, drawn in favour of "WEST BENGAL HOUSING BOARD" payable at Kolkata, along with the Application.**

money of 2% of Quoted amount to be paid separately in the form of Bank Draft/Pay Order as given in Para 5 above.

9. Receipt of Quotations: All sealed Quotations should be dropped in the Quotation Box kept in the chamber of Joint Director (Engg. Planning), WBHB at the address as given in Para – 11 not later than **14.00 hrs. on 20.02 .2015** and Quotations will be opened on the same day at **14.30 hrs.** in presence of Agencies' Authorized representative(s) who choose to attend.

10. NIQ document containing eligibility and qualification criteria in **Packet 1** will be opened first and evaluated. The Agency will be selected based on fulfilling the prescribe qualification & eligibility criteria. Financial proposal in **Packet 2** in respect of selected Security firms only will be opened for evaluation of financial offers subsequently.

11. For any queries and clarification, interested Security Firms may visit the site and may contact the Authorised person of Office of Joint Director ( Engg. Planning) at the address mentioned at Para 11 below.

**12. Address for Communication:**

Joint Director (Engg. Planning),  
WEST BENGAL HOUSING BOARD  
'A B A S A N', 105, S. N. Banerjee Road, Kolkata – 700 014,  
Phone : (033) 2265-1965, 2264-1967. Fax : (033) 2264-1480/ 0979.  
Web site : [www.wbhousingboard.in](http://www.wbhousingboard.in)  
Email : [wbhousingboard@gmail.com](mailto:wbhousingboard@gmail.com)

Interested Security firms may consult the WBHB website mentioned above regularly to see Corrigenda/Addenda which may be issued by WBHB from time to time prior for submission of the proposal as given in Para 8, for which no separate Paper publication will be made.

WBHB reserves the right to accept/reject any or all proposals without assigning any reason thereof.

**Joint Director (Engg. Planning)**  
West Bengal Housing Board.

**MemoNo: 158 (18)./JD(EP)/HB**

**Date 04.02.2015**

Copy forwarded for favour of information and wide circulation to the :-

1. Housing Commissioner, WBHB
2. Director (Engg.), WBHB
3. CA-Cum-AP, WBHB
4. FA-Cum-CAO, WBHB
- 5-11. JD(EW)-I/II/III/IV/V/(EEW) / Slg., WBHB
12. DHC & Secy., WBHB
13. L.A.O., WBHB with the request to publish the Notice in BOARD's Web site.
14. P.R.O. WBHB with the request to publish in Leading daily news paper.
15. DD(E.P)/III&IV, WBHB
16. Sri Nantu Sarkar, AD(EP), WBHB
17. Sri Simanta Roy, Estimator (E.P.), WBHB
18. Office Notice Board.

**Joint Director (Engg. Planning),**  
**West Bengal Housing Board.**





# **NIQ DOCUMENTS**

**FOR**

**Comprehensive Centralized Security Services for various completed Housing Projects, Departmental Godown at Thakurpukur H.P. and of the Head Quarters (ABASAN) of West Bengal Housing Board.**

## **CONTENTS**

### **Volume I**

- Section 1** Notice Inviting NIQ
- Section 2** Instructions to Bidders
- Section 3**
- Section 3A** Form of Bid,
- Section 3B** Form of Agreement
- Section 3C** Undertaking for Not Blacklisted
- Section 4** General Conditions of Contract

**Volume II** Financial Offer

**Volume III** Payment Procedure.

**Comprehensive Centralized Security Services for various completed Housing Projects, Departmental Godown at Thakurpukur H.P. and of the Head Quarters (ABASAN) of West Bengal Housing Board.**

## **REQUEST FOR NIQ DOCUMENT**

**WEST BENGAL HOUSING BOARD**

**(ESTD. UNDER W.B. ACT XXXII OF 1972)**

**'ABASAN',**

**105, S. N. BANERJEE ROAD,  
KOLKATA – 700014.**

**FEBRUARY-2015**

**VOL. I - SECTION 1**

**NOTICE INVITING QUOTATION  
FOR SECURITY SERVICES**



## WEST BENGAL HOUSING BOARD

(Estd. under W.B. Act XXXII of 1972)

**'A B A S A N', 105, S. N. Banerjee Road, Kolkata – 700 014,**

Phone : (033) 2265-1965, 2264-1967 / 3966 / 8968 / 4974 / 0950. Fax : (033) 2264-1480 / 0979,

Web site : [www.wbhousingboard.in](http://www.wbhousingboard.in) Email : [wbhousingboard@gmail.com](mailto:wbhousingboard@gmail.com)

Memo No 158 /JD(E.P)H.B

DATE: 04.02.2015

### REQUEST FOR NIQ.

#### **Short Notice Inviting Quotation No.2 of 2014-15 of J.D(EP), WBHB.**

1. West Bengal Housing Board (WBHB) invites sealed Quotations on single stage two packet system from experienced and reputed Private Security Agencies to provide **Comprehensive Centralized Security Services** for the following work as per particulars given hereunder.
2. Name of work: - Comprehensive Centralized Security Services for various completed Housing Projects, Departmental Godown at Thakurpukur H.P. and of the Head Quarter (ABASAN) of West Bengal Housing Board.
3. Name and address of the Concerned Engineer- in- Charge: –Deputy Director (E.P)-III,WBHB
4. Features of the project: Various completed Housing Projects under WBHB in different Districts of West Bengal, Departmental Godown at Thakurpukur – Kolkata, Shopping Complex at Dankuni H.P. and Head Quarters of West Bengal Housing Board (Abasan Building) etc. comes under the purview of this Security arrangement with all infrastructural amenities as provided including roads and pathways, drainage, water supply, sewerage, electrical fittings and fixtures including that of all inventories of both external and internal of Building Blocks / Dwelling Units (Flats), landscaping and beautification, etc.
5. Bid Security: 2% of Quoted amount, to be inserted in Packet2
6. Cost of bidding document: Rs.2,000/-to be inserted in Packet 1  
(Non-refundable)
7. Period of Completion: 12 months.  
From the Date of Commencement as per Work order.
8. NIQ documents: Request For NIQ document consisting of detail scope of Security arrangement, completed project details, eligibility criteria etc. can be obtained by downloading from Board's website [www.wbhousingboard.in](http://www.wbhousingboard.in)). Start date **10.02 .2015** from 12.00 hours. End date **20.02.2015** up to 12.00 hours. Necessary payment of **Rs. 2,000/- ( Rupees two thousand )** only as cost of Bidding Documents along with Bid Security

**To be paid separately in the form of Bank Draft / Pay Order issued by any Nationalized or Scheduled Bank of India, drawn in favour of "WEST BENGAL HOUSING BOARD" payable at Kolkata, along with the Application.**

money of 2% of Quoted amount to be paid separately in the form of Bank Draft/Pay Order as given in Para 5 above.

9. Receipt of Quotations: All sealed Quotations should be dropped in the Quotation Box kept in the chamber of Joint Director (Engg. Planning), WBHB at the address as given in Para – 11 not later than **14.00 hrs. on 20.02.2015** and Quotations will be opened on the same day at **14.30 hrs.** in presence of Agencies' Authorized representative(s) who choose to attend.

10. NIQ document containing eligibility and qualification criteria in **Packet 1** will be opened first and evaluated. The Agency will be selected based on fulfilling the prescribe qualification & eligibility criteria. Financial proposal in **Packet 2** in respect of selected Security firms only will be opened for evaluation of financial offers subsequently.

11. For any queries and clarification, interested Security Firms may visit the site and may contact the Authorised person of Office of Joint Director ( Engg. Planning) at the address mentioned at Para 11 below.

**12. Address for Communication:**

Joint Director (Engg. Planning),  
WEST BENGAL HOUSING BOARD  
'A B A S A N', 105, S. N. Banerjee Road, Kolkata – 700 014,  
Phone : (033) 2265-1965, 2264-1967. Fax : (033) 2264-1480/ 0979.  
Web site : [www.wbhousingboard.in](http://www.wbhousingboard.in)  
Email : [wbhousingboard@gmail.com](mailto:wbhousingboard@gmail.com)

Interested Security firms may consult the WBHB website mentioned above regularly to see Corrigenda/Addenda which may be issued by WBHB from time to time prior for submission of the proposal as given in Para 8, for which no separate Paper publication will be made.

WBHB reserves the right to accept/reject any or all proposals without assigning any reason thereof.

**Joint Director (Engg. Planning)**  
West Bengal Housing Board.

**Memo No:158(18)/JD(EP)/HB**

**Date 04.02.2015**

Copy forwarded for favour of information and wide circulation to the :-

1. Housing Commissioner, WBHB
2. Director (Engg.), WBHB
3. CA-Cum-AP, WBHB
4. FA-Cum-CAO, WBHB
- 5-11. JD(EW)-I/II/III/IV/V/(EEW) / Slg., WBHB
12. DHC & Secy., WBHB
13. L.A.O., WBHB with the request to publish the Notice in BOARD's Web site.
14. P.R.O. WBHB with the request to publish in Leading daily news paper.
15. DD(E.P)/III&IV, WBHB
16. Sri Nantu Sarkar, AD(EP), WBHB
17. Sri Simanta Roy, Estimator (E.P.), WBHB
18. Office Notice Board.

**Joint Director (Engg. Planning),**  
**West Bengal Housing Board.**

**VOL. I - SECTION 2**  
**INSTRUCTIONS TO**  
**QUOTATIONERS/BIDDERS**

**VOL. I, SECTION 2.**  
**INSTRUCTIONS TO BIDDERS**

**Table of Clauses**

**A. General**

1. Scope of Bid
2. Eligible Bidders
3. Qualification of the Bidder
4. Participation in Bids
5. Cost of Bidding
6. Site Visit

**B. NIQ Documents**

7. Content of NIQ Documents
8. Clarification of NIQ Documents
9. Amendment of NIQ Documents

**C. Preparation of Bids**

10. Language of Bids
11. Documents comprising the Bid - Deleted
12. Bid Prices
13. Currencies of Bid and Payment
14. Bid Validity
15. Bid Security
16. Pre-Bid Meeting
17. Format and Signing of Bid

**D. Submission of Bids**

18. Sealing and Marking of Bids
19. Deadline for Submission of Bids
20. Late Bids
21. Modification and Withdrawal of Bids

**E. Bid Opening and Evaluation**

22. Bid Opening
23. Process to be Confidential
24. Clarification of Bids / Breakdown of rates
25. Examination of Bids and Determination of Responsiveness
26. Correction of Errors
27. Evaluation and Comparison of Bids

**F. Award of Contract**

28. Award
29. Employer's Right to Accept any Bid and to Reject any of all Bids
30. Notification of Award
31. Signing of Agreement
32. Performance Security/Guarantee
33. Annulment of the Award
34. Issue of Notice to Commence

**VOL. I, SECTION 2.**  
**INSTRUCTIONS TO BIDDERS**

**A. GENERAL**

**1 Scope of Bid**

**1.1 Project Background**

West Bengal Housing Board (hereinafter referred to as “WBHB” or the “Client”) intends to engage reputed Security Firm for providing Comprehensive Centralized Security Services for various completed Housing Projects in Different Districts of West Bengal, Departmental Godown at Thakurpukur H.P. and of the Head Quarters (ABASAN) of West Bengal Housing Board.

WBHB invites request for NIQ to appoint a reputed Security firm for providing Comprehensive Centralized Security Services for various completed Housing Projects, Departmental Godown at Thakurpukur H.P. and of the Head Quarter (ABASAN) of West Bengal Housing Board comes under the purview of this Security arrangement with all infrastructural amenities as provided including roads and pathways, drainage, water supply, sewerage, electrical fittings and fixtures including that of all inventories of both external and internal of Building Blocks / Dwelling Units (Flats), landscaping and beautification, etc.

Above details are tentative and are subject to change. Above description is given only for the purpose of submitting the proposal.

**1.2 Scope of Work**

- 1.2.1 The scope of the work under these terms of reference would consist of but not limited to the provisions laid down below. The Security firm shall provide comprehensive Centralized Security Services for various completed Housing Projects, Departmental Godown at Thakurpukur H.P. and of the Head Quarter (ABASAN) of West Bengal Housing Board:

Site evaluation and analysis, including site surveying etc to identify the all infrastructural amenities as provided including roads and pathways, drainage, water supply, sewerage, electrical fittings and fixtures including that of all inventories of both external and internal of Building Blocks / Dwelling Units (Flats), landscaping and beautification, etc.

One no. Security Personnel with Licensed Gun to be provided in Each Project as mentioned below:

- i) Himalaya Kanya H.P. (Phase III), Siliguri, Dist. Jalpaiguri
- ii) Siliguri Sattelite Township Project, Dabgram, Dist. Jalpaiguri.
- iii) Shilpakanan H.P. (Phase III), Durgapur, Dist Burdwan.
- iv) Anasua Housing Project, Sarsuna, Kolkata.
- v) Thakurpukur Housing Project (Phase – VB) including Departmental Godown-Kolkata
- vi) Dankuni Shopping Complex, District-Hooghly
- vii) Mathkal-Nimta Housing Project, Kolkata.



- viii) Kalyani Housing Project, Phase-II, Dist.- Nadia  
&  
ix) 'ABASAN' Building, 105, S.N. Banerjee Road, Kol-14

## 2. Eligible Bidder

- 2.1 The proposals for this contract will be considered only from those bidders (proprietorship firms, partnership firms, companies, corporations, consortium etc.) who meet requisite eligibility criteria subject to complying with the provisions in Sub-Clause 2.2, Sub-Clause 2.3, Sub-Clause 2.4 and Sub-Clause 2.5 & Clause 3.
- 2.2 Bidder must not have been blacklisted or deregistered by any central/state government department or public sector undertaking. Also no work of the bidder must have been rescinded by client after award of contract during last 3 years. The bidder should submit undertaking to this effect in proforma as given in Vol. I, Section 3D.
- 2.3 Bidder should submit a written power of attorney authorizing the signatory of the bid to commit the bidder.
- 2.4 Every application under sub-section-(1) of Private Security Agencies (Regulation) Act, 2005 shall be accompanied by fee of Rupees twenty-five thousand for operating in the whole State.
- 2.5 **Bidder must have license from the Authority under the Private Security Agencies (Regulation) Act, 2005**

## 3. Qualification of the Bidder

- Eligibility and Qualification Criteria

### 3.1 Security Services Experience:

- a) The Security Agencies should have the experience in Care-taking, guarding and maintenance of Housing Projects of similar nature for at least 2(two) Housing Projects each containing apartments for multiple income groups and ancillary facilities in last three years for Govt., Semi-Govt. Public Sector, Joint Sector organizations and/or Private Sectors.

Experience of completed projects shall be submitted in the following format:

Sl. No.	Name of the project	Name & address of Client with Telephone No., email ID.	Detail of the project, Cost of the project, Facilities provided	Cost of Security Services (in Rs.)	Date of start & completion (Stipulated & Actual) of the consultancy services

Note: To derive the updated value of the project cost executed in earlier years, the project cost shall be updated @ 10% per year compounded annually based on rupee value.

Completion certificates and documentary evidences with photographs, duly self attested, should be attached in support of the above submission.

### 3.2 Financial Capacity:

The **average Security Services annual turnover** of the Bidder shall be not less than Rs. **10 lakh plus** for last 3 (three) financial years (i.e. 2011-12, 2012-13 & 2013-14).

The particulars of Annual Turnover may be submitted in the following format:

Sl. No.	Year	Turn Over in (Rs. Crore)	Details of attachments (Certified by C.A.)
1.	2011-2012		
2.	2012-2013		
3.	2013-2014		

### 3.3 **Security Manpower Deployment:**

The Security Agencies must give undertaking that they will deploy the following key personnel for carrying out the Security services in connection with each project if the contract is awarded to them eventually. . **The key Security personnel proposed to be deployed by the Agency in the job must be either on the pay-roll of the firm/Agency or the Agency has to produce document with the application in support of acceptance of the concerned Security personnel towards his association with the Security Agency in respect of the proposed job, if the job is awarded to the Security Agency.**

#### **Standard of physical fitness for security guards**

(1) A person shall be eligible for being engaged or employed as security guard or Supervisor if he fulfils the standards of physical fitness as specified below :—

- (i) HEIGHT, 170 cms(5ft-7 inch)., Weight according to standard table of height and weight, Chest 80 cms. With an expansion of 4 cms. of chest measurement) : provided that a person belonging to the Gorkhas or Nepalies or Sikkimese or Scheduled Castes or Scheduled Tribes is eligible for relaxation of height by 5 cms.,
- (ii) EYE SIGHT: Far sight vision 6/6, near vision 0.6/0.6 with or without correction, free from colour blindness, shall be able to identify and distinguish colour display in security equipments and read and understand display in English alphabets and Arabic numerals,
- (iii) Free from knock knee and flat feet and shall be able to run one Kilo Meter in six minutes,
- (iv) HEARING: free from defect; shall be able to hear and respond to the spoken voice and the alarms generated by security equipments,
- (v) The candidate shall have dexterity and strength to perform searches, handle objects and use force for restraining the individuals in case of need.
- (vi) The Gun man should have a licensed Gun with all the above stated standards.
- (vii) There shall be one Supervisor-cum-guard to supervise the work of not more than fifteen Private Security Guards in each Housing Project.

viii)Age: Above 18 years but not exceeding 40 years during the contract period.

(2) A candidate shall be free from contagious or infectious disease. He shall not be suffering from any disease which is likely to be aggravated by service or is likely to render him unfit for service or endanger the health of the public during the pendency of the Agreement period.

3) Agency shall ensure that every security guard working for it undergoes a medical examination after every twelve months from his last such examination so as to ensure his continued maintenance of physical standard as prescribed for the entry level.

4) There shall be one supervisor-cum-guard to supervise & guarding the work of not more than fifteen private security guards, as and where required as per provision of NIQ.

4.1 Each Bidder shall submit only one bid. A Bidder who submits or participates in more than one bid shall be disqualified.

### **3.4 Photo Identity Card -**

1. Every photo-identity card issued by the Agency shall be in Form as below :-

#### **Photo-Identity Card for Security Guard/Supervisor And Gun Man (Name of the Security Agency)**

Name.....

Official Designation .....

Identification No. ....

Date of Issue. ....

Valid up to .....

Signature of the cardholder.....

**Signature of the issuing authority  
Official Seal**

2.The photo-identity card shall convey a full-face image in colour, full name of the private security guard, name of the Agency and the identification number of the individual to whom the photo identity card is issued.

3.The photo-identity card shall clearly indicate the individual's position in the Agency and the date up to which the photo-identity card is valid.

4.The photo-identity card shall be maintained up to date and any change in the particulars shall be entered therein.

5.The photo-identity card issued to the private security guard will be returned to the Agency issuing it, once the private security guard is no longer engaged or employed by it.

6.Any loss or theft of photo-identity card will be immediately brought to the notice of the Agency that issued it.

### **3.5 Other conditions –**

(1) Notwithstanding whether the Agency mandates its private security guards to put on uniform while on duty or not, every private security agency will issued and make it obligatory for its security guards to put on.

- a. An arm badge distinguishing the Agency.
- b. Shoulder or chest badge to indicate his position in the organization.
- c. Whistle attached to the whistle cord and to be kept in the left pockets
- d. Shoes with eyelet and laces.
- e. A headgear which may also carry the distinguishing mark of the Agency.
- f. To carry torch light at night.

(2) The clothes worn by the private security guard while on active duty shall be such that they do not hamper in his efficient performance. In particular they will neither be too tight nor too loose as to obstruct movement or bending of limbs.

(3) Every private security guard will carry a notebook and a writing instrument with him

(4) Every private security guard while on active security duty will wear and display photo-identity card as issued by the Agency on the outer most garment above waist level on his person in a conspicuous manner.

#### **4. Cost of Bidding**

5.1 The Bidder shall bear all costs associated with the preparation and submission of bid and the Employer will in no case be responsible or liable for those costs.

#### **5. Site Visit**

6.1 The bidder is advised to visit and examine the Site of Works of each Project and its surroundings and obtain for himself on his own responsibility all information and data for preparing the bid and entering into a contract for the captioned works. The costs of visiting the Site and collection of information and data shall be at the bidder's own expense.

### **B. Quotation Documents**

#### **6. Content of Quotation Documents**

7.1 The quotation documents are those stated below, and should be read in conjunction with any Addenda, if any, issued in accordance with Clause 9.

1. Notice Inviting Quotation
2. Instructions to Bidders
3. General Conditions of Contract
4. Financial Offer
5. Forms of Bid and Bid Security
6. Form of Agreement
7. Undertaking for Security Manpower Deployment
8. Undertaking for Not Blacklisted

7.2 The bidder is expected to examine carefully the contents of the quotation documents. Failure to comply with the requirements of bid submission will be at the bidder's own risk. Pursuant to Clause 25, bids which are not substantially responsive to the requirements of the quotation document will be rejected.

#### **8. Clarification of quotation Documents**

8.1 A prospective bidder requiring any clarification of the quotation documents may contact the office of WBHB and get their issues clarified.

#### **9. Amendment of Quotation Documents**

- 9.1 At any time prior to the deadline for submission of bids, the Employer may, for any reason, whether at his own initiative or in response to a clarification requested by a prospective bidder, modify the Quotation documents by issuing addenda.
- 9.2 Any addendum thus issued shall be part of the Quotation documents pursuant to Sub-Clause 9.1, and shall be communicated in writing or by cable or through website to all purchasers of the Quotation documents. Prospective bidders shall acknowledge receipt of each addendum by writing or through e-mail by cable to the Employer.

### **C. Preparation of Bids**

#### **10. Language of Bid**

- 10.1 The Quotation documents shall be prepared in English language. All the documents related to bids supplied by the bidder should also be in English language.

#### **11. Documents comprising the Bids**

Deleted

#### **12. Bid Prices**

- 12.1 Unless stated otherwise in the Quotation documents, the Contract shall be for the whole Works as described in Clause 1 of Vol. I Section - 2, based on the lump sum Security Services fees submitted by the bidder. The accepted bid shall be the finally arrived contract price.
- 12.2 All duties, taxes and other levies as well as service tax as also payment of fees for vetting is payable by the Security Agency under the Contract, or for any other cause, shall be included in the lump sum Security Services fees to be quoted by the bidder, and the evaluation and comparison of bids by the Employer shall be made accordingly. WBHB will not make any payments towards taxes, levies, service tax etc. or any other kind of taxes.
- 12.3 The lump sum Security Service fees quoted by the bidder are FIRM for the entire contract period including extensions, if any.

#### **13. Currencies of Bid and Payment**

- 13.1 The lump sum Security Services fees shall be quoted by the bidder entirely in Indian Rupees.

#### **14. Bid Validity**

- 14.1 Bids shall remain valid for a period of 90 ( ninety ) days after the date of Bid opening specified in Clause 22.
- 14.2 In exceptional circumstances, prior to expiry of the original bid validity period, the Employer may request that the bidders extend the period of validity for a specified additional period. The request and the responses thereto shall be made in

writing or by cable. A bidder may refuse the request without forfeiting the bid security. A bidder agreeing to the request will not be required or permitted to modify his bid, but will be required to extend the validity of his bid security for the period of extension, and in compliance with Clause 15 in all respects.

## **15. Bid Security**

- 15.1 The bidder shall furnish, as part of his bid, a bid security of the amount specified in the Notice inviting Quotation.
- 15.2 The bid security shall be furnished in the form of Demand Draft/Pay Order drawn on Nationalized Bank or Scheduled Bank in India in favour of 'WEST BENGAL HOUSING BOARD', payable at Kolkata.
- 15.3 Any bid not accompanied by an acceptable bid security shall be rejected outright by the Employer as non-responsive.
- 15.4 The bid securities of unsuccessful bidders will be returned as promptly as possible, after final selection of the bidder
- 15.5 The Bid security of the successful Bidder will be returned when the bidder has furnished performance security of an amount of 2.5% of the accepted total quoted cost in the form of acceptable Bank Guarantee.
- 15.6 The bid security may be forfeited
  - (a) if the bidder withdraws his bid during the period of bid validity;
  - (b) if the bidder does not accept the correction of his bid price, pursuant to Clause 26 or
  - (c) in the case of a successful bidder fails within the specified time limit to
    - (i) sign the Agreement
    - (ii) furnish the required performance security.

## **16. Pre-bid Meeting**

There will be no pre-bid meeting.

## **17. Format and Signing of Bid**

- 17.1 The bidder shall prepare only one copy of the quotation documents comprising the bid as described in Clause 7 of Instructions to Bidders.
- 17.2 The bid shall be typed or written in indelible ink and shall be signed by a person or persons duly authorized to sign on behalf of the bidder, pursuant to Sub-Clause 18.1 Sl. No. (4). All pages of the bid shall be initialed by the person or persons signing the bid.
- 17.3 The bid shall contain no alterations, omissions or additions, except those to comply with instructions issued by Employer, or as necessary to correct errors made by the bidder, in which case such corrections shall be initialed by the person or persons signing the bid.

## **D. Submission of Bids**

### **18. Sealing and Marking of Bids**

- 18.1 The bidder shall seal Technical and Financial proposals in two separate envelopes. The envelopes are to be marked as Packet 1: 'TECHNICAL BID' and Packet 2: 'FINANCIAL BID' respectively.

**The Packet 1 envelope should contain:**

1. Particulars relating to Qualification of Bidder – Eligibility and Qualification Criteria as per Clause 3 of Instructions to Bidder.
2. Self attested copies of PAN CARD, EPF Code No., Professional Tax Enrolment No. and Service Tax Registration Certificate.
3. Demand Draft / PayOrder of Rs 2000.00 for cost of Bidding document.
4. A written Power of Attorney authorizing the signatory of the bid as per Sub Clause 2.4
5. Undertaking for manpower deployment as per Vol I Section 3E.
6. Undertaking for not blacklisted as per Vol I Section 3D

**The Packet 2 envelope shall include:**

- 1.) Entire original NIQ document containing the Financial offer.
- 2.) Bid Security @2% of Quoted rate in the form of Bank Draft/Pay order

Both the Packet 1 and Packet 2 envelopes shall be finally sealed in an outer single envelope and shall be dropped in the Tender Box which is kept in the chamber of Joint Director(EP), WBHB.

- 18.2 The sealed envelope shall

- (a) be addressed to:  
Joint Director(Engg. Planning),  
West Bengal Housing Board,  
'ABASAN', 105, S.N. Banerjee Road,  
Kolkata 700 014
- (b) bear the following identification:
  - i) Name of the Work
  - ii) Name & Address of the bidder

- 18.3 If the envelope is not properly sealed and marked as above, the Client will assume no responsibility for the misplacement and all consequences shall rest on the bidder including rejection of the bid.

### **19. Deadline for Submission of Bids**

- 19.1 Bids must be received by the Joint Director(Engg. Planning), WBHB at the address specified at Sub-Clause 18.2(a) not later than **14.00 hrs. on 20.02 .2015**

- 19.2 The Employer may, at his discretion, extend the deadline for submission of bids, by issuing an addendum in accordance with Clause 9, in which case all rights and obligations of the Employer and the bidders previously subject to the original deadline will thereafter be subject to the deadline as extended.

## **20. Late Bids**

- 20.1 Any bid received by the Employer after the deadline for submission of bids prescribed in Clause 19 will be rejected and returned unopened to the bidder by Registered Post with A/D, which shall be treated as the fulfillment of obligation by the employer.

## **21. Modification and Withdrawal of Bids**

- 21.1 The bidder may modify or withdraw his bid after bid submission, provided that written notice of the modification or withdrawal is received by the Employer prior to the deadline for submission of bids and is approved and consented by the Employer.
- 21.2 The bidder's modification or withdrawal notice shall be prepared, sealed, marked and delivered in accordance with the provisions of Clause 18, with the outer and inner envelopes additionally marked "MODIFICATION" or "WITHDRAWAL" as appropriate.
- 21.3 No bid may be modified by the bidder after the deadline for submission of bids.
- 21.4 Withdrawal of a bid during the interval between the deadline for submission of bids and the expiration of the period of bid validity specified in the Form of Bid may result in the forfeiture of the bid security pursuant to Clause 15.

## **E. Bid Opening and Evaluation**

### **22 Bid Opening**

**22.1** The Joint Director (Engg. Planning), WBHB will open the outer envelope containing the proposal, including withdrawals and modifications made pursuant to Clause 21, in the presence of bidder's representatives who choose to attend, at **14.30 hrs. on 20.02.2015** at the chamber of the Joint Director (Engg. Planning), West Bengal Housing Board, 'ABASAN', 105, S.N. Banerjee Road, Kolkata 700 014

Document containing eligibility and qualification criteria in **Packet 1 (Technical Bid)** will be opened first and evaluated. The Consulting firms will be selected based on fulfilling the prescribed qualification & eligibility criteria. Financial proposal in **Packet 2** in respect of selected Consulting firms only will be opened for evaluation of financial offers subsequently.

The bidder's authorized representatives who will be present shall sign a register evidencing their attendance.

- 22.2** Before declaration of the financial offer in Packet 2, if it is detected that one or more pages are missing in the NIQ documents, which have been downloaded from WBHB



website, then those pages shall be supplied by WBHB and the pages shall be attested and signed by the bidder or his authorized representative in person.

Under any circumstances the bidder shall not alter or change the financial offer.

**23. Process to be Confidential**

23.1 Information relating to examination, clarification, evaluation and comparison of bids and recommendations for the award of a contract shall not be disclosed to bidders or any other persons not officially concerned with such process until the award to the successful bidder has been announced. Any effort by a bidder to influence the Employer's processing bids or award decisions may result in the rejection of the bidder's bid.

**24. Clarification of Bids / Break down of lump-sum fees.**

24.1 To assist in the examination, evaluation and comparison of bids, the Employer may, at his discretion, ask any bidder for clarification of his bid, including breakdowns of lump-sum fees. The request for clarification and the response shall be in writing or by cable, but no change in the price or substance of the bid shall be sought, offered or permitted except as required to confirm the correction of arithmetic errors discovered by the Employer in the evaluation of the bids in accordance with Clause 26.

**25. Examination of Bids and Determination of Responsiveness**

25.1 Prior to the detailed evaluation of bids, the Employer will determine whether each bid (i) meets the eligibility criteria (ii) has been properly signed; (iii) is accompanied by the required securities; (iv) is substantially responsive to the requirements of the NIQ documents; and (v) provides any clarification and/or substantiation that the Employer may require pursuant to Sub-Clause 24.1

25.2 A substantially responsive bid is one, which conforms to all the terms, conditions and specifications of the NIQ documents, without material deviation or reservation. A material deviation or reservation is one (i) which affects in any substantial way the scope, quality or performance of the Works; (ii) which limits in any substantial way, inconsistent with the NIQ documents, the Employer's rights or the bidder's obligations under the Contract; or (iii) whose rectification would affect unfairly the competitive position of other bidders presenting substantially responsive bids.

25.3 If a bid is not substantially responsive, it will be rejected by the Employer, and may not subsequently be made responsive by correction or withdrawal of the nonconforming deviation or reservation.

25.4 The criteria of non-responsiveness are as stated below but are not limited to them:

- i) Failure to comply with the Scope of Work given in Clause 1.2
- ii) Failure to comply with the requirements of bid submission
- iii) Failure to submit Bid Security as per Clause 15
- iv) Failure of Bid to conform to all the terms, conditions of NIQ documents

- v) A bid which materially deviates from the requirements of the NIQ documents or is a conditional offer
- vi) Any other reason which in the opinion of the Employer renders the bid non-responsive.

The Employer's decision as to the non-responsiveness of any bid shall be final.

## **26. Correction of Errors**

- 26.1 Bids determined to be substantially responsive will be checked by the Employer for any errors. Errors will be rectified on the following basis. If there is a discrepancy between the quoted fees in figures and words, the fees in words shall prevail.
- 26.2 The amount stated in the Form of Bid will be adjusted by the Employer in accordance with the above procedure for the correction of errors and shall be considered as binding upon the bidder. If the bidder does not accept the corrected amount of his bid, his bid will be rejected, and the bid security may be forfeited in accordance with Sub-Clause 15.6(b).

## **27. Evaluation and Comparison of Bids**

- 27.1 The Employer will evaluate and compare only the bids determined to be substantially responsive in accordance with Clause 25.
- 27.2 In evaluating the bids, the Employer will determine for each bid the Evaluated Bid Price by adjusting the Bid Price as follows:
  - (a) making any correction for errors pursuant to Clause 26;
  - (b) making an appropriate adjustment for any other acceptable variations, and deviations;

## **F. Award of Contract**

### **28. Award**

- 28.1 Subject to Clause 29, the Employer will award the Contract to the bidder whose bid has been determined to be substantially responsive to the bidding documents and who has offered the Lowest Evaluated Bid Price.

### **29. Employer's Right to Accept any Bid and to Reject any or all Bids**

- 29.1 Notwithstanding Clause 28, the Employer reserves the right to accept or reject any bid, and to annul the bidding process and reject all bids, at any time prior to award of Contract, without thereby incurring any liability to the affected bidder or bidders or any obligation to inform the affected bidder or bidders of the grounds for the Employer's action.

### **30. Notification of Award**

- 30.1 Prior to expiration of the period of bid validity prescribed by the Employer, the Employer will notify the successful bidder by e-mail confirmed by registered letter that his bid has been accepted. This letter (hereinafter and in the Conditions of Contract called the "Letter of Acceptance") shall name the sum which the Employer will pay the Consultant in consideration of the execution of the Works by the Consultant as prescribed by the Contract (hereinafter and in the Conditions of Contract called "the Contract Price").
- 30.2 The notification of award will constitute the formation of the Contract.
- 30.3 Upon final selection of the bidder, the Employer will promptly notify the other bidders that their bids have been unsuccessful.

### **31. Signing of Agreement**

- 31.1 At the same time that he notifies the successful bidder that his bid has been accepted, the Employer will send the bidder the Form of Agreement provided in the NIQ documents, incorporating all agreements between the parties.
- 31.2 Within seven days of receipt of the Form of Agreement, the successful bidder shall sign the Form and return it to the Employer.

### **32. Performance Security/Guarantee**

Within seven days of receipt of the notification of award from the Employer, **the successful bidder shall furnish to the Employer a performance security of an amount of 2.5% of the accepted total Quoted cost in the form of acceptable Bank Guarantee** . The form of performance security provided in Section 3C of the NIQ documents may be used or some other form acceptable to the Employer. Validity of Bank Guarantee shall cover entire duration of Security services including extended period, if any. The Bank Guarantee shall be released/closed after satisfactory completion of assignment.

### **33. Annulment of the Award**

Failure of the successful bidder to comply with the requirements of Clauses 31 or 32 shall constitute sufficient grounds for the annulment of the award and forfeiture of the bid security.

### **34. Issue of Notice to Commence**

After receipt of Performance Security from the Agency as stipulated in Clause 32 of Instructions to Bidders or even after award of the contract through issue of Letter of Acceptance the Engineer will notify the consultant to commence work as soon as reasonably possible with due expedition and without delay. If the Agency fails to commence works from the date of issue of Notice to Commence Work, that will constitute a breach of contract and in that case the Employer will have right to annul the contract with forfeiture of Performance Security and if the same is not deposited forfeiture of Bid Security.

## VOLUME I,SECTION 3E

**The following projects are mention in the table for Security arrangement.:-**

### TIME SHCEDULE

- a) Morning Schedule - 6.00 a.m. to 2.00 p.m.  
b) After-noon Schedule - 2.00 p.m. to 10.00 p.m.  
c) Night Schedule - 10.00 p.m. to 6.00 a.m.

Sl. No.:	Location:	No. of Supervisor –cum guard in 3 shift	No. of Gunman: in 3 shift	No, of Guarding Personnel: in 3 shifts (a +b+c)
1	Shilpakanan- Durgapur,Ph-III (10 Acres Area)	1	3	14 (4+4+6)
2	Mathkal-Nimta,Ph-II 4 Acre of land	1	3	4(1+1+2)
3	Kalyani-Phase-II	1	3	3(1+1+1)
4	Anusua H.P.-Sarsuna	-----	3	----
5	Himalayakanya, Ph-II – Siliguri	1	3	4(1+1+2)
6	SSTP-Dabgram,Siliguri	1	3	3(1+1+1)
7	Thakurpukur-Ph-VB & Departmental Godown	1	3	4(1+1+2)
8	Dankuni Commercial Complex	-	-	3(1+1+1)
9	Head Office	----	3	-----
	<b>TOTAL:</b>	6	24	35

**Particulars are given below related with common areas and facilities:**

Sl.no.	Name of the Project	Land Area	Type of flats/shops	No. of flats/shops	Area of flats/shops	Boundary Wall with gate	No. of Security Room	No. of Pump Room	Cable Trench With Cover slab	No. of Septic Tank with Cover.
1	ANASUA/ SARSUNA	15.60 KATTAH	HIG	20 D.U	71 TO 77 Sq.Mtr	45.0 mtr Length 3 nos. gate	1	1	60 mtr	2
2	THAKURP UKUR	0.216 + 0.689	MIG & LIG	16+64	65 Sq.mtr & 40 Sq. Mtr.	Yes With 3 nos. gate	01	01	-	10
3	KALYANI	6.62 acres	MIG	64	56 Sq.mtr	-	-	-	-	01
4	DANKU NI COMME RCIAL COMPL EX	-	Shop	62	Office space at 3 <sup>rd</sup> floor having 820 sq.mtrs.	-	-	-	-	-
5	Mathkal- Nimta Ph-II	3.75 ACRE	HIG,M IG,LIG	64/64/7 6	86.10 & 84.49, 65 & 56.9,36.60 Sq,Mtd.	Yes 877 Mtrs. With 3 nos Gate	1	3	534 Mtrs.	34
6	Shilpaka nan,H.P. Ph-III- Durgapu r	37202.68 Sq.Mtr.	A- Tyepe( Duplex, B- Type(G +4)	40  384	97.93 Sq.M  86.39 Sq.M.	N.A.  N.A.	N.A.  N.A.	02  02 (Pro pose d)	NA	NA
7	Himalay a-Kanya HP,Ph- III	2.20 acres	A, B, C	17 32 32	97.93 82 (147.64x4 +156.87x4 ) 204.28x16	YES 3 NOS GATE		01		32 NOS

					283.84x8					
8	SSTP (DABGRAM)	11.697 acres land including 4.855 vacant land								
9	HEAD OFFICE (ABASAN)	17.613 kattah with (B+ G+V) Storied building	On as- is – where- is basis from Basement to 5 <sup>th</sup> floor including roof.							

**Particulars are given below related with common areas and facilities:**

Sl. No .	Name of the Project	Open/ Covered Car Parking Space	Generator Room	Deep Tube Well	Garbage Vat	Tot- lot	Valve	No.of Inspec – TionPit with Cover	No.of Sub Station	Und ergr ound Rese rvoir
1	Sarsuna	20 nos	-	-	-	-	02	23	-	01
2	Thakur pukur	-	-	01	-	02	110	21	-	01
3	Kalyani	-	-	-	-	-	-	02	-	-
4	Dankuni C,Comple x.	-								
5	Mathkal- Nimta,HP, Ph-II	19+1		2		Yes	Peet's Valve -16 Sluie Valve -8	131		03
6	Shilpakan an,H.P.Ph- III- Durgapur	40	NA	NA	NA	NA	64	Not yet taken up	Not yet taken up	04
7	Himalaya- Kanya HP,Ph-III	312.5 SQ.M		01		YES	03 NOS	98 NOS		01

**Particulars are given below related with common areas and facilities:**

Name of the Project	No. of Street Light								
Sarsuna									
Thakurpukur	10								



**VOL. I - SECTION 3:**  
**SECTION 3A FORM OF BID**  
**SECTION 3B FORM OF AGREEMENT**  
**SECTION 3C UNDERTAKING FOR NOT BLACKLISTED**

**VOL. I**  
**SECTION 3A.**  
**FORM OF BID**

1. **Name of Contract-** Comprehensive Centralized Security Services for various completed Housing Projects, Departmental Godown at Thakurpukur H.P. and of the Head Quarter (ABASAN) of West Bengal Housing Board.

To

The Joint Director(Engg.Planning),  
West Bengal Housing Board,  
'ABASAN',  
105, S. N. Banerjee Road,  
Kolkata – 700 014.  
West Bengal, India

Gentlemen,

1. 1. In accordance with the Conditions of Contract and Specifications furnished by WBHB, we the undersigned offer to conduct the Comprehensive Centralized Security Services for various complete Housing Projects, Departmental Godown at Thakurpukur H.P. and of the Head Quarter (ABASAN) of West Bengal Housing Board.
- : (insert amount first in numbers and then in words) .....  
.....  
..... quoted by us in the Financial Offer as prescribed by WBHB  
in accordance with the said Conditions and other bid documents.
2. We undertake, if our Bid is accepted, to commence the Works as soon as possible after the receipt of the notice to commence, and to complete the whole of the Works comprised in the Contract within the time stated in the Bid.
3. We agree to abide by this Bid until ....., 2014 and it shall remain binding upon us and may be accepted at any time before the expiration of that date.
4. Unless and until a formal Agreement is prepared and executed, this Bid, together with your written acceptance thereof, shall constitute a binding Contract between us.
5. We agree to execute the works at the quoted lump sum fees without escalation from the date of LOA up to the date of completion including extensions.
6. We understand that you are not bound to accept the lowest or any bid you may receive.

Dated this ..... day of ....., 2014.

Signature..... in the capacity of .....  
..... duly authorized to sign bids for and on behalf of

..... (in block  
letters or typed)

Address: .....

.....

Witness: .....

Address: .....

.....

Occupation: .....

**VOL. I**  
**SECTION 3B.**  
**FORM OF AGREEMENT**

This CONTRACT ( hereinafter called the “Contract” ) is made the \_\_\_\_\_ day of the month of \_\_\_\_\_, 2014 between, on the one hand, The Joint Director(Engg. Planning), West Bengal Housing Board, ‘ABASAN’, 105, S. N. Banerjee Road, Kolkata - 700014 ( hereinafter called the “Client” ) and, on the other hand, \_\_\_\_\_ ( hereinafter called the “Agency” )

**WHEREAS**

- (A) the Client has requested the Agency to provide centralized Security services as defined in the General Conditions attached to this Contract ( hereinafter called the “Services” );
- (B) the Agency, having represented to the Client that they have the required professional personnel and other resources, have agreed to provide the Services on the terms and conditions set forth in this Contract;

NOW THEREFORE the parties hereto hereby agree as follows:

1. The following documents attached hereto shall be deemed to form an integral part of this Contract:
  - a) The Agreement
  - b) Letter of Acceptance
  - c) Addenda to the NIQ Document, if any
  - d) Form of Bid duly filled up
  - e) Instructions to Bidder
  - f) The General Conditions of Contract
  - g) Financial Offer with Payment Schedule
  - h) Locations of the Project
  - i) Notice Inviting Request For Proposal
  - j) Other Documents as agreed upon
2. The mutual rights and obligations of the Client and the Agency shall be as set forth in the Contract in particular:
  - (a) the Agency shall carry out the Services in accordance with the provisions of the Contract, and
  - (b) the Client shall make payments to the Agency in accordance with the provisions of the Contract.

IN WITNESS WHEREOF, the Parties hereto have caused this Contract to be signed in their respective names as of the day and year first above written.

**FOR AND ON BEHALF OF  
[CLIENT]**

**By \_\_\_\_\_  
Authorized Representative**

**FOR AND ON BEHALF OF  
[SECURITY AGENCY]**

**By \_\_\_\_\_  
Authorized Representative**

**VOL. I**  
**SECTION 3D.**

**UNDERTAKING FOR NOT BLACKLISTED**

We do hereby undertake that we have not been blacklisted or deregistered by any central/state government department or public sector undertaking and also that none of our work was rescinded by the client after award of contract during last 5 years.

.....  
STAMP & SIGNATURE OF AUTHORIZED SIGNATORY

**VOL. I - SECTION 4**  
**GENERAL CONDITIONS OF CONTRACT**

## GENERAL CONDITIONS OF CONTRACT

### 1. GENERAL PROVISIONS

#### 1.1 Definitions

Unless to context otherwise requires, the following terms whenever used in this Contract have the following meanings:

- (a) “**Applicable Law**” means the laws and any other instruments having the force of law in India, as they may be issued and in force from time to time;
- (b) “**Contract**” means this Contract between the Client and the Consultants;
- (c) “**Effective Date**” means the date on which this Contract comes into force and effect pursuant to Clause 2.1 hereof ;
- (d) “**Government**” means the Government of the Client
- (e) “**Personnel**” means persons hired by the Agency as employees or Associates and assigned to the performance of the Services of any part thereof;
- (f) “**Party**” means the Client or the Agency as may the case may be;
- (g) “**Project**” means the - Comprehensive Centralized Security Services for various completed Housing Projects, Departmental Godown at Thakurpukur H.P. and of the Head Quarter (ABASAN) of West Bengal Housing Board.
- (h) “**Services**” means the work to be performed by the Agency pursuant to this Contract for the purpose of the Project, as described in scope of Bid in Clause 1 of Vol. I, Section 2
- (i) The term “**Client**” means West Bengal Housing Board(WBHB).
- (j) The term “**Employer**” shall mean the Housing Commissioner, WBHB and include his successor and assignee;
- (k) The term “**Engineer**” means the Joint Director(Engg. Planning), WBHB appointed by the Employer to act as Engineer for the purposes of the Contract ;
- (l) The term “**Engineer’s Representative/Assistant**” means a person appointed from time to time by the Engineer who will be responsible to the engineer and shall carry out such duties and exercise such authority as may be delegated to him by the engineer.
- (m) Any communication given by the engineer’s representative/ assistant to the Agency shall have the same effect as though it had been given by the engineer. If the Agency questions any communication of the engineer’s representative/assistant he may refer the matter to the engineer who shall confirm, reverse or vary the contents of such communications.



## **1.2 Relation between the Parties**

Nothing contained herein shall be construed as establishing a relation of master and servant or of agent and principal as between the Client and the Agency. The Agency, subject to this Contract, have complete charge of Personnel performing the Services and shall be fully responsible for the Services performed by them or on their behalf hereunder.

## **1.3 Law Governing Contract**

This Contract, its meaning and interpretation, the relation between the Parties and settlement of disputes through arbitration shall be governed by the law in force in West Bengal, India, within the jurisdiction of the High Court, Kolkata.

## **1.4 Language**

This Contract has been executed in the English language, which shall be the binding and controlling language for all matters relating to the meaning or interpretation of this Contract.

## **1.5 Headings**

The headings shall not limit, alter or affect the meaning of this Contract.

## **1.6 Notices**

- 1.6.1 Any notice, request or consent required or permitted to be given or made pursuant to this Contract shall be in writing. Any such notice, request or consent shall be deemed to have been given or made when delivered in person to an authorized representative of the Party to whom the communication is addressed, or when sent by registered mail, telex, telegram or facsimile to such Party at the following address:

For the Client .....  
.....  
.....

For the Agency .....  
.....  
.....

- 1.6.2 Notice will be deemed to be effective as follows :

- (a) in the case of personal delivery or registered mail, on delivery
- (b) in the case of facsimiles, forty eight (48) hours following confirmed transmission

- 1.6.3 A Party may change its address for notice hereunder by giving the other Party notice of such change pursuant to this Clause.

## **1.7 Location**

The Services shall be performed at such locations as are specified in Clause 1 of Instructions to Bidders, Vol. I, Section 2.

## **1.8 Authorized Representatives**

Any action required or permitted to be taken, and any document required or permitted to be executed under this Contract, may be taken or executed:

- (i) on behalf of the Client by the Joint Director(Engg. Planning), WBHB or his designated representatives;
- (ii) on behalf of the Agency ..... his designated representatives.

## **1.9 Taxes and Duties**

The consultant shall pay their own taxes of all kinds including corporate income taxes and personnel income taxes, duties, fees, levies and other impositions as well as Service Tax in connection with providing the services under this contract.

## **2. COMMENCEMENT, COMPLETION, MODIFICATION AND TERMINATION OF CONTRACT**

### **2.1 Effectiveness of Contract**

This Contract shall come into force and effect on the date (the “Effective Date”) of the Client’s notice to the Agency instructing to begin carrying out the Services (the “Notice to Commence”).

### **2.2 Expiration of Contract**

Unless terminated earlier pursuant to Clause 2.6 hereof this Contract shall terminate when, pursuant to the provisions hereof, the Services have been completed and the payments have been made.

### **2.3 Modification**

Modification of the terms and conditions of this Contract, including any modification of the scope of the Services, may only be made by written agreement between the Parties.

### **2.4 Force Majeure**

#### **2.4.1 Definition**

- (a) For the purpose of this Contract, “Force Majeure” means an event which is beyond the reasonable control of a Party, and which makes a Party’s performance of its obligations hereunder impossible or so impractical as reasonably to be considered impossible in the circumstances, and includes, but is not limited to, war, riots, civil disorder, earthquake, fire, explosion, storm, flood or other adverse weather conditions, strikes, lockout or other industrial action (except where such strikes, lockouts or other industrial action are within the power of the Party invoking Force Majeure to prevent), confiscation or any other action by government agencies.
- (b) Force Majeure shall not include (i) any event which is caused by the negligence or intentional action of Party or such Party’s sub-consultants or agent or employees, nor (ii) any event which a diligent Party could reasonably have been expected to

both (A) take into account at the time of the conclusion of this Contract and (B) avoid or overcome in the carrying out of its obligations hereunder.

- (c) Force Majeure shall not include insufficiency of funds or failure to make any payment required hereunder.

#### **2.4.2 No Breach of Contract**

The failure of a Party to fulfill any of its obligations hereunder shall not be considered to be a breach of, or default under, this Contract insofar as such inability arises from an event of Force Majeure, provided that the Party affected by such an event has taken all reasonable precautions, due care and reasonable alternative measures, all with the objective of carrying out the terms and conditions of this Contract.

#### **2.4.3. Measure to be Taken**

- (a) A Party affected by an event of Force Majeure shall take all reasonable measures to remove such Party's inability to fulfill its obligations hereunder with a minimum of delay.
- (b) A Party affected by an event of Force Majeure shall notify the other Party of such event as soon as possible, and in any event not later than fourteen (14) days following the occurrence of such event, providing evidence of the nature and cause of such event, and shall similarly give notice of the restoration of normal conditions as soon as possible.
- (c) The Parties shall take all reasonable measure to minimize the consequences of any event of Force Majeure.

#### **2.4. Extension of Time**

Any period within which a Party shall, pursuant to this Contract, complete any action or task, shall be extended for a period equal to the time during which such Party was unable to perform such action as a result of Force Majeure.

#### **2.5 Suspension**

The Client may, by written notice of suspension to the Agency, suspend all payments to the Agency hereunder if the Agency fail to perform any of their obligations under this Contract, including the carrying out of the Service provided that such notice of suspension (i) shall specify the nature of the failure and (ii) shall request the Agency to remedy such failure within a period not exceeding thirty (30) days after receipt by the Agency of Such notice of suspension.

#### **2.6 Termination**

##### **2.6.1 By the Client**

The Client may, by not less than thirty (30) days' written notice of termination of the Agency (except in the event listed in paragraph (f) below, for which there shall be a written notice of not less than sixty (60) days), such notice to be given after the

occurrence of any of the events specified paragraph (a) through (f) of this Clause 2.6.1, terminate this contract

- (a) if the Agency fail to remedy a failure in the performance of their obligations hereunder, as specified in a notice of suspension pursuant to Clause 2.5 hereinabove, within thirty (30) days of receipt of such notice of suspension or within such further period as the Client may have subsequently approved in writing;
- (b) if the Agency become insolvent or bankrupt or enter into any agreement with their creditors for relief of debt or take advantage of any law for the benefit of debtors or go into liquidation or receivership whether compulsory or voluntary;
- (c) if the Agency fail to comply with any final decision reached as a result of arbitration proceedings pursuant to Clause 8 hereof;
- (d) if the Agency submit to the Client a statement which has material effect on the rights, obligations or interests of the Client and which the Agency know to be false;
- (e) if, as the result of Force Majeure, the Agency are unable to perform a material portion of the Services for a period of not less than sixty (60) days; or
- (f) if the Client, in its sole discretion and for any reason whatsoever, decides to terminate this Contract.

#### **2.6.2 By the Agency**

The Agency may, by not less than thirty (30) days' written notice to the Client, such notice to be given after the occurrence of any of the events specified in paragraph (a) through (d) of this Clause 2.6.2, terminate this Contract;

- (a) if the Client fails to pay any money due to the Agency pursuant to this Contract and not subject to dispute pursuant to Clause 8 hereof within forty-five (45) days after receiving written notice from the Agency that such payment is overdue;
- (b) if the Client is in material breach of its obligations pursuant to this Contract and has not remedied the same within forty-five (45) days ( or such longer period as the Agency may have subsequently approved in writing ) following the receipt by the Client of the Agency's notice specifying such breach;
- (c) if, as the result of Force Majeure, the Agency are unable to perform a material portion of the Services for a period of not less than sixty (60) days ; or
- (d) if the Client fails to comply with any final decision reached as a result of arbitration pursuant to Clause 8 hereof.

#### **2.6.3 Cessation of Rights and Obligations**

Upon termination of this Contract pursuant to Clause 2.6 hereof, or upon expiration of this Contract pursuant to Clause 2.2 hereof, all rights and obligations of the Parties hereunder shall cease, except (i) such rights and obligations as may have accrued on the date of termination or expiration, (ii) the obligation of confidentiality set forth in Clause 3.3 hereof, (iii) the Agency obligation to permit inspection, copying and auditing of their account and records set forth in Clause 3.7 (ii) hereof, and (iv) any right which a Party may have under the Applicable Law.

#### **2.6.4. Cessation of Service**

Upon termination of this Contract pursuant to Clauses 2.6.1 or 2.6.2 hereof, the Client shall make the following payments to the Consultants:

- (i) remuneration pursuant to Clause 6.1 hereof of Services Satisfactory performed prior to the effective date of termination.

#### **2.6.5. Payment upon Termination**

Upon termination of this Contract pursuant to Clause 2.6.1. or 2.6.2 hereof, the Client shall make the following payments to the Consultants:

- (i) amount for items of service which have been executed prior to the date of termination but payment for the same not yet made to the Agency.
- (ii) a proportionate sum being the amount of any expenditure reasonably incurred by the Agency for the Service partially performed.

#### **2.6.6 Disputes about Events of Termination**

If either Party disputes whether an event specified in paragraphs (a) through (e) of Clause 2.6.1. or in Clause 2.6.2. hereof has occurred, such Party may, within forty-five (45) days after receipt of notice of termination from the other Party, refer the matter to arbitration pursuant to Clause 8 thereof.

### **3. OBLIGATIONS OF THE AGENCY**

#### **3.1 General**

##### **3.1.1 Standard of Performance**

The Agency shall perform the Services and carry out their obligations there under with all due diligence, efficiency in accordance with generally accepted techniques and practices used in the Caretaking and Guarding services

##### **3.1.2 Law Governing Services**

The Agency shall perform the Services in accordance with the Applicable Law

##### **3.1.3 Prohibition of Conflicting Activities**

Neither the Agency nor their Personnel of either of them shall engage, either directly or indirectly, in any business or professional activities which would conflict with the activities assigned to them under this control.

#### **3.1.4 Liability of the Agency**

The Agency shall be liable to the Client for the performance of the Services in accordance with the provisions of this Contract and for any loss suffered by the Client as a result of a default of the Agency in such performance, subject to the deduction of assessed amount from his bill.

#### **3.2 Indemnification of the Client by the Consultants**

The Agency shall keep the Client, both during and after the term of this Contract, fully and effectively indemnified all losses, damage, injuries, deaths, expenses, actions, proceedings, demands, costs and claims, including, but not limited to, legal fees and expenses, suffered by the Client or any Third Party, where such loss, damage, injury or death is the result of a wrongful action, negligence or breach of Contract of the Agency or the Personnel of either of them, including the use or violation of any copyright work or literary property or patented invention, article or appliance.

#### **3.3 Insurance to be taken by the Consultants**

The Agency (i) shall take out and maintain at their own cost but on terms and conditions approved by the Client, insurance against the risks, and for the coverage, set forth below, and (ii) at the Client's request, shall provide evidence to the Client showing that such insurance has been taken out and maintained and that current premiums thereof have been paid :

### **4 FAIRNESS AND GOOD FAITH**

#### **4.1 Good Faith**

The Parties undertake to act in good faith with respect to each other's rights under this Contract and to adopt all reasonable measures to ensure the realization of the Objectives of this Contract.

#### **4.2 Operation of the Contract**

The Parties recognize that it is impractical in this Contract to provide for every contingency which may arise during the life of the Contract, and the Parties hereby agree that it is their intention that this Contract shall operate fairly as between them, and without detriment to the interest of either of them, and that, if during the term of this Contract either Party believes this Contract is operating unfairly, the Parties will use their best efforts to agree on such action as may be necessary to remove the cause of causes of such unfairness.

### **5. SETTLEMENT OF DISPUTES**

#### **5.1 Amicable Settlement**

The parties shall use their best efforts to settle amicably all disputes arising out of or in connection with this contract or the interpretation thereof.

**6. EXTENSION OF TIME**

- 6.1** If the Agency shall desire an extension of time for completion of the work on the grounds of his having been unavoidably hindered in its execution or any other ground he shall apply in writing to the WBHB within seven days of the date of hindrance on account of which he desires such extension as aforesaid.
- 6.2** The WBHB after satisfying itself about the reasonableness of grounds may grant extension of time which shall be final and binding as in his opinion be justified and communicate the same in writing. Wherever such extension of time is granted, it would be without prejudice to the rights of WBHB to take any other action under the provisions of the contract. Any extension of time granted as stated above shall neither entitle the consultant to any claim for increase in their fees nor shall it release him from any of the obligations under the said agreement.

**VOLUME II**  
**FINANCIAL OFFER**



## **VOLUME III**

### **FINANCIAL OFFER**

<b>Sl. No.</b>	<b>Schedule of Security Services</b>	<b>Service fees in Rs. (in lump sum) as per Cl. 12 of Instructions to Bidders (To be written both in figures and words)</b>
1	Comprehensive Centralized Security Services for various completed Housing Projects, Departmental Godown at Thakurpukur H.P. and of the Head Quarter (ABASAN) of West Bengal Housing Board.	

.....  
(Signature of Agency)

### **PAYMENT PROCEDURE**

Bill may be drawn by the Engineer-in-Charge (E.I.C.) under Engineering Planning Wing of WBHB on monthly basis subjected to availability of certificates from the concerned Deputy Directors (EW) of all the listed Housing Projects under the jurisdiction of this Security Services as entrusted stating non-pilferage, non destruction, theft, burglary, missing etc. of items as per inventory list of the respective projects for which the agency would be responsible for collection and submission of Project-wise Certificates to the E.I.C. of Engineering Planning Wing of W.B.H.B. before drawing of monthly bills.

In case of missing/Pilferage/ destruction/ theft/ burglary etc. of any of the items as per inventory list, the EIC of the concerned Housing Projects would make a statement in this regard recommending necessary proposed recovery of missing items from the security agency's monthly bill to the bill drawing authority.

Specific Price Schedule for Comprehensive Centralized Security Services for various completed Housing Projects, Departmental Godown at Thakurpukur H.P. and of the Head Quarters (ABASAN) of West Bengal Housing Board.

Sl.No:	Description of Item:	Unit:	Rate/Month (Rs.):	Quantity:	Amount (Rs.):
--------	----------------------	-------	-------------------	-----------	---------------

- 1). Caretaking and Guarding of Specified various completed Housing Projects, Departmental Godown at Thakurpukur and of the Head Quarters (ABASAN) of WBHB, including all fittings and fixtures fitted inside and outside in every Dwelling unit including all external Infrastructural development works like Electrical Substations, Pump rooms with Pumps, Security rooms, Entrance gates, Cable Trenches, Septic Tanks, Generator rooms Deep Tube wells, Underground Reservoirs, Tot-Lots, all Valves, internal and external water supply lines, Sewerage lines, all Electrical fittings and fixtures both internal and external, etc. as per provision and conditions attached here with along with Housing Project wise Inventory list.

L.S.                      -----                      12 (Twelve)                      -----  
 ---  
 month's

NAME OF THE PROJECT

:- Shilpakanan Housing Project (Duplex), Phase - III, Under West Bengal Housing Board, Bidhan Nagar, Durgapur.

Taken over the following Buildings From Working Agency and subsequently handed over to the Guarding Agency.

NAME AND ADDRESS OF THE AGENCY.

(i) Working Agency :-

Tender No :-

(ii) Guarding Agency :-

Tender No :-

(iii) Building No :-

The following fittings & fixture are fitted in the building inside & outside for both A-type & B-type Building in good condition.

(A) Part-1 (Civil Part)

(a) **Ground Floor**

(A) Doors & Windows

1 Front Varandah door at drawing room

- |   |      |
|---|------|
| (i) Single leaf wooden commercial flush door                                    | 1no  |
| (ii) Copper oxidised butt hinges (100mm x 58mm x 1.9mm)                         | 4nos |
| (iii) Oxidised iron hasp bolt (250mm long x 16mm dia) both outside & inside     | 2nos |
| (iv) Anodised aluminium D-Type Handle (125mm x 12mm rod) both outside & outside | 2nos |
| (v) Anodised aluminium Tower Bolt   |      |
| (225mm long x 12mm dia) inside  | 1no  |
| (150mm long x 10mm dia) inside  | 1no  |
| (vi) Anodised aluminium Double Type Door stopper                                | 1no  |
| (vii) Rubber buffer block (35mm dia x 65mm long)                                | 1no  |

2 Main Entrance Door below stair

- |  |      |
|--|------|
| (i) Single leaf wooden commercial flush door                                   | 1no  |
| (ii) Copper oxidised butt hinges (100mm x 58mm x 1.9mm)                        | 4nos |
| (iii) Oxidised iron hasp bolt (250mm long x 16mm dia) both outside & inside    | 1no  |
| (iv) Godrej Mortise door lock (4 lever) with keys in duplicate                 | 1no  |
| (v) Anodised aluminium D-Type Handle (125mm x 12mm rod) both outside & outside | 2nos |
| (vi) Anodised aluminium Tower Bolt   |      |
| (225mm long x 12mm dia) inside   | 1no  |
| (150mm long x 10mm dia) inside   | 1no  |
| (vii) Rubber buffer block (35mm dia x 65mm long)                               | 1no  |
| (viii) Anodised aluminium Double Type Door stopper                             | 1no  |
| (ix) Metallic Magic Eye  | 1no  |

3 Rare Varandah door at drawing room

- |   |      |
|---|------|
| (i) Single leaf wooden commercial flush door                                    | 1no  |
| (ii) Copper oxidised butt hinges (100mm x 58mm x 1.9mm)                         | 4nos |
| (iii) Oxidised iron hasp bolt (250mm long x 16mm dia) inside                    | 1no  |
| (iv) Anodised aluminium D-Type Handle (125mm x 12mm rod) both outside & outside | 2nos |
| (v) Anodised aluminium Tower Bolt   |      |
| (225mm long x 12mm dia) inside  | 1no  |
| (150mm long x 10mm dia) inside  | 1no  |
| (vi) Anodised aluminium Double Type Door stopper                                | 1no  |
| (vii) Rubber buffer block (35mm dia x 65mm long)                                | 1no  |

4 Kitchen door

- |   |      |
|---|------|
| (i) Solid wooden commercial flush door  | 1no  |
| (ii) Copper oxidised butt hinges (100mm x 58mm x 1.9mm)                         | 4nos |
| (iii) Oxidised iron pad bolt (115mm long x 10mm dia x 65mm plate)               | 1no  |
| (iv) Anodised aluminium D-Type Handle (125mm x 12mm rod) both outside & outside | 2nos |

24825  
5/09/14

(v)	Anodised aluminium Double Type Door stopper	1no
(vi)	Rubber buffer block (35mm dia x 65mm long)	1no
5	<u>Store door</u>	
(i)	Solid wooden commercial flush door	1no
(ii)	Copper oxidised butt hinges (100mm x 58mm x 1.9mm)	4nos
(iii)	Anodised aluminium D-Type Handle (125mm x 12mm rod) both outside & outside	2nos
(iv)	Anodised aluminium Tower Bolt (150mm long x 10mm dia) inside	1no
(v)	Rubber buffer block (35mm dia x 65mm long)	1no
6	<u>Toilet door (Gr. Floor)</u>	
(i)	P.V.C. Door	1no
(ii)	Copper oxidised butt hinges (100mm x 58mm x 1.9mm)	3nos
(iii)	Anodised aluminium Tower Bolt (150mm long x 10mm dia) both outside & inside	2nos
(iv)	Anodised aluminium D-Type Handle (125mm x 12mm rod) both outside & outside	2nos
(v)	Rubber buffer block (35mm dia x 65mm long)	1no
7	<u>Toilet door (1st. Floor)</u>	
(i)	P.V.C. Door	1no
(ii)	Copper oxidised butt hinges (100mm x 58mm x 1.9mm)	3nos
(iii)	Anodised aluminium Tower Bolt (150mm long x 10mm dia) both outside & inside	2nos
(iv)	Anodised aluminium D-Type Handle (125mm x 12mm rod) both outside & outside	2nos
(v)	Rubber buffer block (35mm dia x 65mm long)	1no
8	<u>Steel Windows</u>	
(i)	Stay Handle	21nos
(ii)	Peg Stay	21nos
(b)	<b>1st Floor</b>	
1	<u>Entrance Door at stair</u>	
(i)	Factory Made solid wooden decorative flush door	1no
(ii)	Copper oxidised butt hinges (100mm x 58mm x 1.9mm)	4nos
(iii)	Oxidised iron hasp bolt (250mm long x 16mm dia) outside	1no
(iv)	Anodised aluminium D-Type Handle (125mm x 12mm rod) both outside & outside	2nos
(v)	Anodised aluminium Tower Bolt (225mm long x 12mm dia) inside	1no
	(150mm long x 10mm dia) inside	1no
(vi)	Anodised aluminium Double Type Door stopper	1no
(vii)	Rubber buffer block (35mm dia x 65mm long)	1no
2	<u>Bed room - 1</u>	
(i)	Solid wooden commercial flush door	1no
(ii)	Copper oxidised butt hinges (100mm x 58mm x 1.9mm)	4nos
(iii)	Oxidised iron hasp bolt (250mm long x 16mm dia) outside	1no
(iv)	Anodised aluminium D-Type Handle (125mm x 12mm rod) both outside & outside	2nos
(v)	Anodised aluminium Tower Bolt (225mm long x 12mm dia) inside	1no
	(150mm long x 10mm dia) inside	1no
(vi)	Anodised aluminium Double Type Door stopper	1no
(vii)	Rubber buffer block (35mm dia x 65mm long)	1no
3	<u>Bed room - 2</u>	
(i)	Solid wooden commercial flush door	1no
(ii)	Copper oxidised butt hinges (100mm x 58mm x 1.9mm)	4nos
(iii)	Oxidised iron hasp bolt (250mm long x 16mm dia) outside	1no
(iv)	Anodised aluminium D-Type Handle (125mm x 12mm rod) both outside & outside	2nos
(v)	Anodised aluminium Tower Bolt (225mm long x 12mm dia) inside	1no
	(150mm long x 10mm dia) inside	1no
(vi)	Anodised aluminium Double Type Door stopper	1no
(vii)	Rubber buffer block (35mm dia x 65mm long)	1no
4	<u>Bed room - 3</u>	

*RKS*  
25/09/14

(i)	Solid wooden commercial flush door	1no
(ii)	Copper oxidised butt hinges (100mm x 58mm x 1.9mm)	4nos
(iii)	Oxidised iron hasp bolt (250mm long x 16mm dia) outside	1no
(iv)	Anodised aluminium D-Type Handle (125mm x 12mm rod) both outside & outside	2nos
(v)	Anodised aluminium Tower Bolt (225mm long x 12mm dia) inside	1no
	(150mm long x 10mm dia) inside	1no
(vi)	Anodised aluminium Double Type Door stopper	1no
(vii)	Rubber buffer block (35mm dia x 65mm long)	1no
5	<u>Varandah door at drawing room</u>	
(i)	Solid wooden commercial flush door	1no
(ii)	Copper oxidised butt hinges (100mm x 58mm x 1.9mm)	4nos
(iii)	Anodised aluminium D-Type Handle (125mm x 12mm rod) both outside & outside	2nos
(iv)	Anodised aluminium Tower Bolt (225mm long x 12mm dia) inside	1no
	(150mm long x 10mm dia) inside	1no
(v)	Anodised aluminium Double Type Door stopper	1no
(vi)	Rubber buffer block (35mm dia x 65mm long)	1no
6	<u>Steel Windows</u>	
(i)	Stay Handle	28nos
(ii)	Peg Stay	28nos
(c)	<b>2nd Floor</b>	
1	<u>Roof Entrance Door at stair</u>	
(i)	F.R.P.composite panel door	1no
(ii)	Copper oxidised butt hinges (100mm x 58mm x 1.9mm)	4nos
(iii)	Oxidised iron hasp bolt (250mm long x 16mm dia) outside	1no
(iv)	Anodised aluminium D-Type Handle (125mm x 12mm rod) both outside & outside	2nos
(B)	<b>Sanitary &amp; Plumbing</b>	
(a)	<b>Ground Floor</b>	
1	<u>Toilet</u>	
(i)	Orissa Type W.C.	1no
(ii)	P.V.C. Cistern.	1no
(iii)	Wash Basin	1no
(iv)	C.P.Piller Cock	1no
(v)	C.P.Bib cock	2nos
(vi)	C.P. Angular Stop cock	2nos
(vii)	P.V.C. Connector	2nos
(viii)	C.P. Concealed Stop cock	2nos
(ix)	Shower with Shower arm	1no
(x)	Mirror	1no
(xi)	Glass shelf	1no
(xii)	C.P. Towel Rail	1no
(xiii)	Grating	1no
2	<u>Kitchen</u>	
(i)	S.S.Sink with waste pipe	1no
(ii)	C.P.Bib cock	2nos
(iii)	Grating	1no
(b)	<b>1st Floor</b>	
1	<u>Toilet</u>	
(i)	E.W.C.	1no
(ii)	Anglo Indian Seat cover	1no
(iii)	P.V.C. Cistern.	1no
(iv)	Wash Basin	1no
(v)	C.P.Bib cock	2nos
(vi)	C.P. Angular Stop cock	3nos
(vii)	C.P.Basin Mixture	1no
(viii)	C.P.Wall Mixture	1no
(ix)	P.V.C. Connector	1no

*2nd Floor*  
25/09/14

(x) Shower with Shower arm	1no
(xi) Mirror	1no
(xii) Glass shelf	1no
(xiii) C.P. Towel Rail	1no
(xiv) Grating	1no
(c) <b>2nd Floor</b>	
(i) U.P.V.C. (75mm dia) Chilakotha roof to 1st floor roof	1Stack
(ii) P.V.C. Water Storage Tank (1000 litre)	1no
(iii) Grating	3nos
(d) <b>Outside</b>	
(i) U.P.V.C. (75mm dia) 1st floor roof to below 600mm from P.L.	2Stack
(ii) U.P.V.C. (100mm dia) Waste water line from F.F. to G.L. Pit	1Stack
(iii) C.I. Spun Pipe (100mm dia) Sewer line from F.F. Roof Level to below 150mm from P.L.	1Stack
(iv) Pect's Valve at water delivery line (25mm dia)	1no

The aforesaid fittings and fixtures are fitted in buildings stated herein of Shilpakanan Housing Project, Phase - III, Durgapur which have been verified properly and received in good conditions.

Handed Over  
(Name of Agency)

Taken Over  
(SAE, Civil/WBHB)

Handed over  
Guarding Agency  
(for Caretaking & Guarding)

Assistant Director(EW), SKHP, PH-III/WBHB

Copy forwarded to DD(EW), SKHP, PH-III for record

  
25/09/14  
Assistant Director(EW),  
SKHP, PH-III/WBHB

NAME OF THE PROJECT

:- Shilpakanan Housing Project (G+IV), Phase - III, Under West Bengal Housing Board, Bidhan Nagar, Durgapur.

Taken over the following Buildings From Working Agency and subsequently handed over to the Guarding Agency.

NAME AND ADDRESS OF THE AGENCY.

- (i) Working Agency :-  
Tender No :-
- (ii) Guarding Agency :-  
Tender No :-
- (iii) Building No :-

The following fittings & fixture are fitted in the building inside & outside in good condition.

- (A) Part-1 (Civil Part)
- (a) **Ground Floor**
- 1 Entrance Lobby
- (i) Collapsible Gate 3Nos
- 2 Common/lobby Area
- (i) Stay Handle 4nos
- (ii) Peg Stay 4nos
- (b) **1st Floor**
- (A) Flat no - (1,2,3,4) each consist
- 1 Entrance Door at lobby
- (i) Factory Made solid wooden deluxe decorative flush door 1no
- (ii) Copper oxidised butt hinges (100mm x 58mm x 1.9mm) 4nos
- (iii) Oxidised iron hasp bolt (250mm long x 16mm dia) outside 1no
- (iv) Anodised aluminium D-Type Handle (125mm x 12mm rod) both outside & outside 2nos
- (v) Anodised aluminium Tower Bolt (225mm long x 12mm dia) inside 1no  
(150mm long x 10mm dia) inside 1no
- (vi) Anodised aluminium Double Type Door stopper 1no
- (vii) Rubber buffer block (35mm dia x 65mm long) 1no
- (viii) Godrej Mort ice door lock (4 lever) with keys in duplicate 1no
- (ix) Metallic Magic Eye 1no
- 2 Bed room - 1
- (i) Factory Made Solid wooden commercial flush door 1no
- (ii) Copper oxidised butt hinges (100mm x 58mm x 1.9mm) 4nos
- (iii) Oxidised iron hasp bolt (250mm long x 16mm dia) outside 1no
- (iv) Anodised aluminium D-Type Handle (125mm x 12mm rod) both outside & outside 2nos
- (v) Anodised aluminium Tower Bolt (225mm long x 12mm dia) inside 1no
- (vi) Anodised aluminium Double Type Door stopper 1no
- (vii) Rubber buffer block (35mm dia x 65mm long) 1no
- 3 Bed room - 2
- (i) Factory Made Solid wooden commercial flush door 1no
- (ii) Copper oxidised butt hinges (100mm x 58mm x 1.9mm) 4nos
- (iii) Oxidised iron hasp bolt (250mm long x 16mm dia) outside 1no
- (iv) Anodised aluminium D-Type Handle (125mm x 12mm rod) both outside & outside 2nos
- (v) Anodised aluminium Tower Bolt (225mm long x 12mm dia) inside 1no
- (vi) Anodised aluminium Double Type Door stopper 1no
- (vii) Rubber buffer block (35mm dia x 65mm long) 1no
- 4 Bed room - 3

22225  
25/09/14



(i)	Factory Made Solid wooden commercial flush door	1no
(ii)	Copper oxidised butt hinges (100mm x 58mm x 1.9mm)	4nos
(iii)	Oxidised iron hasp bolt (250mm long x 16mm dia) outside	1no
(iv)	Anodised aluminium D-Type Handle (125mm x 12mm rod) both outside & outside	2nos
(v)	Anodised aluminium Tower Bolt (225mm long x 12mm dia) inside	1no
(vi)	Anodised aluminium Double Type Door stopper	1no
(vii)	Rubber buffer block (35mm dia x 65mm long)	1no
5	<u>Varandah door at dining room</u>	
(i)	Factory Made Solid wooden commercial flush door	1no
(ii)	Copper oxidised butt hinges (100mm x 58mm x 1.9mm)	3nos
(iii)	Anodised aluminium D-Type Handle (125mm x 12mm rod) both outside & outside	2nos
(iv)	Anodised aluminium Tower Bolt (225mm long x 12mm dia) inside (150mm long x 10mm dia) inside	1no 1no
(v)	Anodised aluminium Double Type Door stopper	1no
(vi)	Rubber buffer block (35mm dia x 65mm long)	1no
6	<u>Varandah door at Bed room-1</u>	
(i)	Factory Made Solid wooden commercial flush door	1no
(ii)	Copper oxidised butt hinges (100mm x 58mm x 1.9mm)	4nos
(iii)	Anodised aluminium D-Type Handle (125mm x 12mm rod) both outside & outside	2nos
(iv)	Anodised aluminium Tower Bolt (225mm long x 12mm dia) inside (150mm long x 10mm dia) inside	1no 1no
(v)	Anodised aluminium Double Type Door stopper	1no
(vi)	Rubber buffer block (35mm dia x 65mm long)	1no
7	<u>Kitchen door</u>	
(i)	Factory Made Solid wooden commercial flush door	1no
(ii)	Copper oxidised butt hinges (100mm x 58mm x 1.9mm)	4nos
(iii)	Oxidised iron pad bolt (115mm long x 10mm dia x 65mm plate)	1no
(iv)	Anodised aluminium D-Type Handle (125mm x 12mm rod) both outside & outside	2nos
(v)	Anodised aluminium Double Type Door stopper	1no
(vi)	Rubber buffer block (35mm dia x 65mm long)	1no
8	<u>Toilet door (Common)</u>	
(i)	P.V.C. Door	1no
(ii)	Copper oxidised butt hinges (100mm x 58mm x 1.9mm)	3nos
(iii)	Anodised aluminium Tower Bolt (150mm long x 10mm dia) both outside & inside	2nos
(iv)	Anodised aluminium D-Type Handle (125mm x 12mm rod) both outside & outside	2nos
(v)	Rubber buffer block (35mm dia x 65mm long)	1no
9	<u>Toilet door (Attached)</u>	
(i)	P.V.C. Door	1no
(ii)	Copper oxidised butt hinges (100mm x 58mm x 1.9mm)	3nos
(iii)	Anodised aluminium Tower Bolt (150mm long x 10mm dia) both outside & inside	2nos
(iv)	Anodised aluminium D-Type Handle (125mm x 12mm rod) both outside & outside	2nos
(v)	Rubber buffer block (35mm dia x 65mm long)	1no
10	<u>Steel Windows</u>	
(i)	Stay Handle	24nos
(ii)	Peg Stay	24nos
(B)	Common/lobby Area	
(i)	Stay Handle	7nos
(ii)	Peg Stay	7nos
(c)	<u>(2nd floor, 3rd floor, 4th floor) each consist same as 1st floor</u>	
(d)	<u>5th Floor</u>	
1	<u>Roof/M/C Room Entrance Door</u>	
(i)	F.R.P. composite panel door	4nos
(ii)	Copper oxidised butt hinges (100mm x 58mm x 1.9mm)	16nos

2nd as  
25/09/14

(iii)	Oxidised iron hasp bolt (250mm long x 16mm dia) outside	4nos
(iv)	Anodised aluminium D-Type Handle (125mm x 12mm rod) both outside & outside	8nos
(v)	Rubber buffer block (35mm dia x 65mm long)	4nos
(B)	<b>Sanitary &amp; Plumbing</b>	
(a)	<b>1st Floor</b>	
1	<u>Kitchen</u>	
(i)	S.S.Sink	1no
(ii)	C.P.Bib cock	2nos
(iii)	P.V.C. Waste pipe	1no
(iv)	Grating	1no
2	<u>Common Toilet</u>	
(i)	E.W.C.	1no
(ii)	P.V.C. Closet Seat cover	1no
(iii)	P.V.C. Waste	1no
(iv)	P.V.C. Cistern.	1no
(v)	Wash Basin	1no
(vi)	C.P.Bib cock	1no
(vii)	C.P. Angular Stop cock	3nos
(viii)	C.P.Basin Mixture	1no
(ix)	C.P.Wall Mixture	1no
(x)	P.V.C. Connector	3nos
(xi)	Shower with Shower arm	1no
(xii)	Mirror	1no
(xiii)	Glass shelf	1no
(xiv)	C.P. Towel Rail	1no
(XV)	Grating	1no
3	<u>Attached Toilet</u>	
(i)	E.W.C.	1no
(ii)	Anglo Indian Seat cover	1no
(iii)	P.V.C. Cistern.	1no
(iv)	Wash Basin	1no
(v)	P.V.C. Waste Pipe	2nos
(vi)	C.P.Bib cock	1no
(vii)	C.P. Angular Stop cock	2nos
(viii)	C.P.Wall Mixture	1no
(ix)	C.P.Pillar cock	1no
(x)	P.V.C. Connector	2nos
(xi)	Shower with Shower arm	1no
(xii)	Mirror	1no
(xiii)	Glass shelf	1no
(xiv)	C.P. Towel Rail	1no
(xv)	Grating	1no
4	<u>Verandah (2nos)</u>	
(i)	Grating	2nos
(c)	<b>5th Floor</b>	
(i)	U.P.V.C. (75mm dia) Chilakotha roof to 5th floor	1Stack
(ii)	P.V.C.Water Storage Tank (4000 litre)	2nos
(iii)	Grating	9nos
(d)	<b>Outside</b>	
(i)	U.P.V.C. (75mm dia) 4th floor roof to below 600mm from P.L.	4Stack
(ii)	U.P.V.C. (100mm dia) Waste water line from 5th floor. to G.L.	16Stack
(iii)	C.I.Spun Pipe (100mm dia) Sewer line from 4th floor. Roof Level to below 150mm from P.L.	8Stack
(iv)	Pect's Valve at water delivery line (25mm dia)	20nos

22/09/14

Inventory of Management House.

Shilpakalan Housing Project Ph III Under West  
Bengal Housing Board Bidhan Nagar Durgapur

Name of the Project

Taken over the following Building from working Agency  
and subsequently handed over to the Guarding Agency

Name and Address of the Agency

(i) Working Agency:- Subhankar Baharjere.

R.K. Roy Road 15 mile

Asansol - 713301

Tender NO:- T-14 of 2012-13 accepted by J.D(EW) <sup>III</sup> / WBHB

(ii) Guarding Agency:- M/s Satellite Construction

Tender NO:-

III Building no: Management House Ph III

The following fittings & fixture are fitted in the  
building inside and out side in good condition.

(A) Part - 1 (Civil Part)

(a) Ground Floor

Solid wooden Commercial flush door.

(i) ✓ ~~Painted~~ Door Shutter (890x2000) 3 NOS.

(ii) ✓ Copper oxidised butt hinges (100mm x 53mm x 1.94) 12 NOS.

(iii) Oxidised iron hasp Bolt (250mm long x 16mm dia) 3 NOS.

iv) Aluminium D-Type Handle (125mm x 12mm rod) 6 NOS.

v) Anodised aluminium T-wire bolts (Both side) (225mm long x 12mm dia) 3 NOS.

vi) Door Stopper (Du.

vii) Rubber buffer block (35mm dia x 65mm long) 3 NOS.

~~127~~ Sanitary & Plumbing

Toilet

- i) P.V.C Door Shutter 1 NOS
- (ii) Door handle 2 NOS
- iii) Turn Bolts 2 NOS
- v) Steel Hinges (100mm x 52mm x 1.9mm) 3 NOS

(C) Sanitary & Plumbing  
Toilet

- (i) E.W.C — ①
- ii P.V.C Seat cover — ①
- (iii) P.V.C Cistern ①
- iv) P.V.C Waste ②
- vi) C.P. Bib cock ②
- (vii) C.P. Pillar cock ①
- (viii) C.P. Stop cock ③
- (xi) C.P. Showit with arm ①
- (xii) C.P. Toilet Rail ①
- (xiii) Soap Tray ①
- (xiv) Mirror ①

OUT side.

- ① U.P.V.C (75mm dia)  
1st Floor roof to below 600mm from P.L. 2 NOS
- ② C.I SPUN Pipe (100mm dia)  
Sewer line from 1st Floor roof Level to  
below 150mm from P.L. 2 NOS
- ③ Feet's Valve at water delivery line  
(25mm dia) 1 NOS
- ④ P.V.C water Storage Tank 1 NOS

The above said fittings and fixtures are fitted in buildings started  
begin of Shilpakaman Housing Project, Ph-III, Rungapur

**HIMALAYA KANYA HOUSING PROJECT (PH-III)**  
under WEST BENGAL HOUSING BOARD, SILIGURI

INVENTORY OF CIVIL FITTINGS AND FIXTURE OF C-type Building for a Single unit above Duplex unit

SINGLE UNIT ~~ad-hoc face~~

12750+

Free face/ Join face

1	Solid Flush Door with Sal Frame		
	i) Decorative	:	1 Nos.
	ii) Commercial	:	2 Nos.
2	P.V.C. Door	:	2 Nos.
3	F.R.P. Shutter	:	
	i) with Sal frame	:	1 Nos.
	ii) with F.R.P. frame	:	1 Nos.
4	Aluminium Windows (Openable/fixed) with grill, handle & hinge:	:	9 / 7 Nos.
5	Iron Oxidised Hasp Bolt (250 mm long)	:	4 Nos.
6	Aluminium anodised D-Type Handle		
	ii) 150 mm long	:	14 Nos.
7	Aluminium anodised Tower/Socket Bolt		
	i) 250 mm long	:	5 Nos.
	ii) 150 mm long	:	9 Nos.
8	Aluminium anodised Door Stopper	:	4 Nos.
9	P. V. C. Buffer Block	:	4 Nos.
10	Iron Butt Hinge (100mm long)	:	18 Nos.
11	Aluminium anodised Butt Hinge 100 mm long	:	6 Nos.
12	Magic Eye	:	1 Nos.
13	Godrej Night Lock	:	1 Nos.
14	Stainless steel sink	:	1 Nos.
15	C.P. body Blb Cock (Short)	:	3 Nos.
28	C.P. Angular Stop Cock	:	11 Nos.
17	Wall mixture	:	2 Nos.
18	Basin Mixer	:	2 Nos.
19	Sink Cock	:	1 Nos.
20	Mirror with shelf	:	2 Nos.
21	Wash Basin with Connecting Pipes	:	2 Nos.
22	Waste pipe with fittings	:	3 Nos.
23	E.P.W.C. with Lid	:	2 Nos.
24	P.V.C. low down cistern with connections Pipes & Flush Pipes	:	2 Nos.
25	C. P. Soap dish	:	2 Nos.
26	C. P. Shower Rose	:	2 Nos.
27	C. P. Towel Rail (600mm long)	:	2 Nos.

N.B.-> (Total 8 (Eight) unit , 4 nos in join face and 4 nos. in free face)

Handed Over

Taken Over



# HIMALAYA KANYA HOUSING PROJECT (PH-III)

## under WEST BENGAL HOUSING BOARD, SILIGURI

### INVENTORY OF CIVIL FITTINGS AND FIXTURE OF C-type Building for a Duplex unit above in Duplex unit

		8500+		9750+		Total	
		Free face/ Join face		Free face/ Join face		Free face/ Join face	
1	Solid Flush Door with Sal Frame	1	Nos.	0	Nos.	1	Nos.
	i) Decorative	2	Nos.	3	Nos.	5	Nos.
	ii) Commercial	1	Nos.	2	Nos.	3	Nos.
2	P.V.C. Door						
3	F.R.P. Shutter	1	Nos.	0	Nos.	1	Nos.
	i) with Sal frame	6 / 5	Nos.	6	Nos.	12 / 11	Nos.
4	Aluminium Windows (Openable/fixed) with grill, handle & hinge:	1	Nos.	0	Nos.	1	Nos.
5	Aluminium Door ( four shutter)	3	Nos.	2	Nos.	5	Nos.
6	Iron Oxidised Hasp Bolt (250 mm long)						
7	Aluminium anodised D-Type Handle	12 / 10	Nos.	10	Nos.	22 / 20	Nos.
	ii) 150 mm long						
8	Aluminium anodised Tower/Socket Bolt	6	Nos.	3	Nos.	9	Nos.
	i) 250 mm long	6	Nos.	7	Nos.	13	Nos.
	ii) 150 mm long	2	Nos.	0	Nos.	2	Nos.
	iii) 100 mm long	4	Nos.	3	Nos.	7	Nos.
9	Aluminium anodised Door Stopper	4	Nos.	3	Nos.	7	Nos.
10	P. V. C. Buffer Block	15	Nos.	12	Nos.	27	Nos.
11	Iron Butt Hinge (100mm long)	15	Nos.	6	Nos.	21	Nos.
12	Aluminium anodised Butt Hinge (100 mm long)	1	Nos.	0	Nos.	1	Nos.
13	Magic Eye	1	Nos.	0	Nos.	1	Nos.
14	Godrej Night Lock	1	Nos.	0	Nos.	1	Nos.
15	Stainless steel sink	2	Nos.	2 / 3	Nos.	4 / 5	Nos.
16	C.P. body Bib Cock (Short)	6	Nos.	10	Nos.	16	Nos.
17	C.P. Angular Stop Cock	1	Nos.	2	Nos.	3	Nos.
18	Wall mixture	1	Nos.	2	Nos.	3	Nos.
19	Basin Mixer	1	Nos.	0	Nos.	1	Nos.
20	Sink Cock	1	Nos.	2	Nos.	3	Nos.
21	Mirror with shelf	1	Nos.	2	Nos.	3	Nos.
22	Wash Basin with Connecting Pipes	2	Nos.	2	Nos.	4	Nos.
23	Waste pipe with fittings	1	Nos.	2	Nos.	3	Nos.
24	E.P.W.C. with Lid	1	Nos.	2	Nos.	3	Nos.
25	P.V.C. low down cistern with connections Pipes & Flush Pipes	1	Nos.	2	Nos.	3	Nos.
26	C. P. Soap dish	1	Nos.	2	Nos.	3	Nos.
27	C. P. Shower Rose	1	Nos.	2	Nos.	3	Nos.
28	C. P. Towel Rail (600mm long)	1	Nos.	2	Nos.	3	Nos.

N.B.-: (Total 8 (Eight) unit , 4 nos in join face and 4 nos. in free face)

Handed Over

Taken Over

# HIMALAYA KANYA HOUSING PROJECT (PH-III)

under WEST BENGAL HOUSING BOARD, SILIGURI

## INVENTORY OF CIVIL FITTINGS AND FIXTURE OF C-type Building for a Duplex unit above in Triplex unit

		5500+	6750+	Total
		Free face/ Join face	Free face/ Join face	Free face/ Join face
1	Solid Flush Door with Sal Frame			
	i) Decorative	1 Nos.	0 Nos.	1 Nos.
	ii) Commercial	2 Nos.	3 Nos.	5 Nos.
2	P.V.C. Door	1 Nos.	2 Nos.	3 Nos.
3	F.R.P. Shutter			
	i) with Sal frame	1 Nos.	0 Nos.	1 Nos.
4	Aluminium Windows (Openable/fixed) with grill, handle & hinge:	6 / 5 Nos.	6 Nos.	12 / 11 Nos.
5	Aluminium Door ( four shutter)	1 Nos.	0 Nos.	1 Nos.
6	Iron Oxidised Hasp Bolt (250 mm long )	3 Nos.	2 Nos.	5 Nos.
7	Aluminium anodised D-Type Handle			
	i) 150 mm long	12 / 10 Nos.	10 Nos.	22 / 20 Nos.
8	Aluminium anodised Tower/Socket Bolt			
	i) 250 mm long	6 Nos.	3 Nos.	9 Nos.
	ii) 150 mm long	6 Nos.	7 Nos.	13 Nos.
	iii) 100 mm long	2 Nos.	0 Nos.	2 Nos.
9	Aluminium anodised Door Stopper	4 Nos.	3 Nos.	7 Nos.
10	P. V. C. Buffer Block	4 Nos.	3 Nos.	7 Nos.
11	Iron Butt Hinge (100mm long)	15 Nos.	12 Nos.	27 Nos.
12	Aluminium anodised Butt Hinge (100 mm long)	15 Nos.	6 Nos.	21 Nos.
13	Magic Eye	1 Nos.	0 Nos.	1 Nos.
14	Godrej Night Lock	1 Nos.	0 Nos.	1 Nos.
15	Stainless steel sink	2 Nos.	2 Nos.	4 Nos.
16	C.P. body Bib Cock (Short)	6 Nos.	10 Nos.	16 Nos.
17	C.P. Angular Stop Cock	1 Nos.	2 Nos.	3 Nos.
18	Wall mixture	1 Nos.	2 Nos.	3 Nos.
19	Basin Mixer	1 Nos.	0 Nos.	1 Nos.
20	Sink Cock	1 Nos.	2 Nos.	3 Nos.
21	Mirror with shelf	1 Nos.	2 Nos.	3 Nos.
22	Wash Basin with Connecting Pipes	2 Nos.	2 Nos.	4 Nos.
23	Waste pipe with fittings	1 Nos.	2 Nos.	3 Nos.
24	E.P.W.C. with Lid	1 Nos.	2 Nos.	3 Nos.
25	P.V.C. low down cistern with connections Pipes & Flush Pipes	1 Nos.	2 Nos.	3 Nos.
26	C. P. Soap dish	1 Nos.	2 Nos.	3 Nos.
27	C. P. Shower Rose	1 Nos.	2 Nos.	3 Nos.
28	C. P. Towel Rail (600mm long)	1 Nos.	2 Nos.	3 Nos.

N.B.:- (Total 8 (Eight) unit , 4 nos in join face and 4 nos. in free face)

Handed Over

Taken Over

**HIMALAYA KANYA HOUSING PROJECT (PH-III)**  
under WEST BENGAL HOUSING BOARD, SILIGURI

**INVENTORY OF CIVIL FITTINGS AND FIXTURE OF C-type Building for a TRIPLEX unit**

		750+	2500+	3750+	Total
		Free face/ Join face	Free face/ Join face	Free face/ Join face	Free face/ Join face
1	Solid Flush Door with Sal Frame				
	i) Decorative	0 Nos.	1 Nos.	0 Nos.	1 Nos.
	ii) Commercial	3 Nos.	1 Nos.	3 Nos.	7 Nos.
2	P.V.C. Door	2 Nos.	1 Nos.	2 Nos.	5 Nos.
3	F.R.P. Shutter				
	i) with Sal frame	0 Nos.	1 Nos.	0 Nos.	1 Nos.
4	Aluminium Windows (Openable/fixed) with grill, handle & hinge:	6 Nos.	6 / 5 Nos.	6 Nos.	18 / 17 Nos.
5	Aluminium Door ( four shutter)	0 Nos.	1 Nos.	0 Nos.	1 Nos.
6	Iron oxidised Hasp Bolt (250 mm long )	2 Nos.	2 Nos.	2 Nos.	6 Nos.
7	Aluminium anodised D-Type Handle				
	i) 150 mm long	10 Nos.	10 Nos.	10 Nos.	30 Nos.
8	Aluminium anodised Tower/Socket Bolt				
	i) 250 mm long	3 Nos.	5 Nos.	3 Nos.	11 Nos.
	ii) 150 mm long	7 Nos.	5 Nos.	7 Nos.	19 Nos.
	iii) 100 mm long	0 Nos.	2 Nos.	0 Nos.	2 Nos.
9	Aluminium anodised Door Stopper	3 Nos.	3 Nos.	3 Nos.	9 Nos.
10	P. V. C. Buffer Block	3 Nos.	3 Nos.	3 Nos.	9 Nos.
11	Iron Butt Hinge (100mm long)	12 Nos.	11 Nos.	12 Nos.	35 Nos.
12	Aluminium anodised Butt Hinge i) 100 mm long	6 Nos.	15 Nos.	6 Nos.	27 Nos.
13	Magic Eye	0 Nos.	1 Nos.	0 Nos.	1 Nos.
14	Godrej Night Lock	0 Nos.	1 Nos.	0 Nos.	1 Nos.
15	Stainless steel sink	0 Nos.	1 Nos.	0 Nos.	1 Nos.
16	C.P. body Bib Cock (Short)	2 Nos.	2 Nos.	2 Nos.	6 Nos.
17	C.P. Angular Stop Cock	10 Nos.	6 Nos.	10 Nos.	26 Nos.
18	Wall mixture	2 Nos.	1 Nos.	2 Nos.	5 Nos.
19	Basin Mixer	2 Nos.	1 Nos.	2 Nos.	5 Nos.
20	Sink Cock	0 Nos.	1 Nos.	0 Nos.	1 Nos.
21	Mirror with shelf	2 Nos.	1 Nos.	2 Nos.	5 Nos.
22	Wash Basin with Connecting Pipes	2 Nos.	1 Nos.	2 Nos.	5 Nos.
23	Waste pipe with fittings	2 Nos.	2 Nos.	2 Nos.	6 Nos.
24	E.P.W.C. with Lid	2 Nos.	1 Nos.	2 Nos.	5 Nos.
25	P.V.C. low down cistern with connections Pipes & Flush Pipes	2 Nos.	1 Nos.	2 Nos.	5 Nos.
26	C. P. Soap dish	2 Nos.	1 Nos.	2 Nos.	5 Nos.
27	C. P. Shower Rose	2 Nos.	1 Nos.	2 Nos.	5 Nos.
28	C. P. Towel Rail (600mm long)	2 Nos.	1 Nos.	2 Nos.	5 Nos.

N.B.- (Total 8 (Eight) unit , 4 nos in join face and 4 nos. in free face)

Handed Over

Taken Over



**HIMALAYA KANYA HOUSING PROJECT (PH-III)**  
under WEST BENGAL HOUSING BOARD, SILIGURI

**COMMON SPACE FOR single B-type**

<u>ATTIC ROOM</u>		
		: 10 Nos.
1	Stair Case Windows	: 02 Nos.
2	F.R.P Door	: 06 Nos.
3	Iron Butt Hinge (100mm long)	: 04 Nos.
4	AL. Anodized D- type handle (200mm long)	: 02 Nos.
5	Aluminium anodised Tower/Socket Bolt (150 mm)	: 02 Nos.
6	AL. Anodized hasp Bolt (200mm long )	
<u>LIFT MACHINE ROOM</u>		
		: 01 No.
1	F.R.P Door	: 03 Nos.
2	Iron Built Hinge (100mm)	: 03 Nos.
3	AL. anodised Butt Hinge (100mm)	: 01 No.
4	AL. anodised hasp Bolt (250mm long )	: 02 No.
5	AL. anodised D – Type handle (200mm Long)	: 01 No.
6	AL. anodised tower/Socket Bolt (200mm long )	: 01 No.
7	AL. Window (Openable) with grill hinge & handle	
<u>WATER SUPPLY ARRANGEMENT FROM OVER-HEAD RESERVOIR WITH DIFFERENT DIAMETERS</u>		
		: 02 Nos.
1	P.V.C. Tank – 4000 ltrs capacity	
2	Peet's valve on roof/above roof	: 02 Nos.
	i) 40 mm dia	: 08 Nos.
	ii) 32 mm dia	: 08 Nos.
	iii) 25 mm dia	
<u>M.S. Stair meant for Lift Machine Room</u>		
		: 01 No.

Handed Over

Taken Over

**HIMALAYA KANYA HOUSING PROJECT (PH-III)**  
under WEST BENGAL HOUSING BOARD, SILIGURI

**COMMON SPACE FOR single C-type for each block (Total 4 four nos. blocks)**

<b>ATTIC ROOM</b>		
1 Aluminium Window (Openable) with grill hinge & handle at Stair Case	:	1 Nos.
i) Fixed	:	9 Nos.
ii) Openable	:	1 Nos.
2 F.R.P Shutter with Sal frame	:	3 Nos.
3 Iron Butt Hinge (100mm long)	:	2 Nos.
4 Aluminium Anodized D- type handle (200mm long)	:	1 Nos.
5 Aluminium anodised Tower/Socket Bolt (150 mm)	:	1 Nos.
6 Iron oxidised hasp Bolt (200mm long)	:	1 Nos.

<b>LIFT MACHINE ROOM</b>		
1 F.R.P shutter with F.R.P. frame	:	1 Nps.
2 Iron Built Hinge (100mm)	:	3 Nos.
3 Aluminium. anodised Butt Hinge (100mm)	:	0 Nos.
4 Iron Oxidised hasp Bolt (250mm long)	:	1 Nos.
5 Aluminium anodised D – Type handle (150mm Long)	:	2 Nos.
6 Aluminium anodised tower/Socket Bolt	:	1 Nos.
i) 200 mm long	:	1 Nos.
ii) 150 mm long	:	1 Nos.
7 Aluminium Window (Openable) with grill hinge & handle	:	1 Nos.
i) Fixed	:	0 Nos.
ii) Openable	:	0 Nos.

**WATER SUPPLY ARRANGEMENT FROM OVER-HEAD**

1 P.V.C. Tank – 4000 ltrs capacity	:	2 Nos.
2 Peet's valve on roof/above roof	:	1 Nos.
i) 40 mm dia	:	14 Nos.
iii) 25 mm dia	:	12 Nos.
iv) 20 mm dia	:	0 Nos.
M.S. Stair meant for Lift Machine Room	:	

Handed Over

Taken Over

**HIMALAYA KANYA HOUSING PROJECT (PH-III)**  
under WEST BENGAL HOUSING BOARD, SILIGURI

**INVENTORY OF CIVIL FITTINGS AND FIXTURE FOR MANAGEMENT BUILDING**

	Gr. Floor	1st Floor
1 Solid Flush Door with Sal Frame	4 Nos.	4 Nos.
i) Commercial	2 Nos.	1 Nos.
2 P.V.C. Door	1 Nos.	0 Nos.
3 Grill gate	9 Nos.	9 Nos.
4 Aluminium Windows (Openable/fixed) with grill, handle & hinge:	2 Nos.	4 Nos.
5 Grill window	4 Nos.	1 Nos.
6 Aluminium anodised Hasp Bolt (250 mm long)		
7 Aluminium anodised D-Type Handle	0 Nos.	1 Nos.
i) 200 mm long	12 Nos.	10 Nos.
ii) 150 mm long		
8 Aluminium anodised Tower/Socket Bolt	4 Nos.	4 Nos.
i) 250 mm long	8 Nos.	6 Nos.
ii) 150 mm long	4 Nos.	4 Nos.
9 Aluminium anodised Door Stopper	16 Nos.	16 Nos.
10 Iron Butt Hinge (100mm long)	6 Nos.	3 Nos.
11 Aluminium anodised Butt Hinge (100 mm long)	6 Nos.	3 Nos.
12 C.P. body Bib Cock (Short)	3 Nos.	2 Nos.
13 C.P. Angular Stop Cock	1 Nos.	1 Nos.
14 Concealed Stop cock	1 Nos.	0 Nos.
15 Valve 25 mm	2 Nos.	1 Nos.
16 Mirror without shelf	2 Nos.	1 Nos.
17 Wash Basin with Connecting Pipes	2 Nos.	1 Nos.
18 Waste pipe with fittings	2 Nos.	1 Nos.
19 E.P.W.C. with Lid	2 Nos.	1 Nos.
20 P.V.C. low down cistern with connections Pipes & Flush Pipes	2 Nos.	1 Nos.
21 C. P. Soap dish	2 Nos.	1 Nos.
22 C. P. Shower Rose	2 Nos.	1 Nos.
23 C. P. Towel Rail (600mm long)	2 Nos.	1 Nos.
24 C. P. Gratings	2 Nos.	1 Nos.

Handed Over

Taken Over

**HIMALAYA KANYA HOUSING PROJECT (PH-III)**  
under WEST BENGAL HOUSING BOARD  
SILIGURI REGIONAL OFFICE

**INVENTORY OF CIVIL FITTINGS AND FIXTURES FOR 1(one) no. Plot with House**

		Gr. Floor	1st Floor	Mumty Room
1	Iron Copper oxidised Hasp Bolt (250 mm long )	03 Nos.	04 Nos.	01 No.
2	Aluminium anodised D- Type Handle			
	i) 200 mm long	08 Nos.	08 Nos.	01 No.
	ii) 150 mm long	02 Nos.	02 Nos.	
3	Aluminium anodised Tower/Socket Bolt			
	ii) 250 mm long	04 Nos.	04 Nos.	
	iii) 150 mm long	06 Nos.	06 Nos.	
4	Aluminium anodised Door Stopper	02 Nos.	03 Nos.	
5	P. V. C. Buffer Block	03 Nos.	03 Nos.	
6	Iron Butt Hinge ( 100mm long )	15 Nos.	16 Nos.	03 Nos.
7	Aluminium anodised Butt Hinge ( 100 mm long)	03 Nos.	03 Nos.	
8	Godrej Night Lock	01 No.		
9	Wall mixture	01 No.	01 No.	
10	Solid Flush Door	03 Nos.	04 Nos.	
11	P.V.C. Door	01 No.	01 No.	
12	(I) F.R.P. Door (Single Shutter)	01 No.		01 No.
13	Aluminium Windows (Openable/fixed) with grill, handle & hinge	09 Nos.	10 Nos.	03 Nos.
14	Stainless steel sink	01 No.		
15	Peet's valve 15 mm dia	01 No.		
16	Wash Basin with Connecting Pipes (550 mm x 400 mm)	01 No.	01 No.	
17	Waste pipe with fittings	02 Nos.	01 No.	
18	E.P.W.C. with Lid	01 No.	01 No.	
19	P.V.C. low down cistern with connections Pipes & Flush Pipes	01 Set	01 Set	
20	C. P. Soap dish	01 No.	01 No.	
21	C. P. Shower Rose	01 No.	01 No.	
22	C. P. Towel Rail (600mm long)	01 No.	01 No.	
23	C. P. Gratings	02 Nos.	01 No.	
24	Basin Mixer	01 Set	01 Set	
25	C.P. Short body Bib Cock	02 Nos.	01 No.	
26	C.P. Angular Stop Cock	06 Nos.	05 Nos.	
27	P.V.C. Tank – 500 ltrs capacity	01 No.		
28	Peet's valve	01 No.		01 No.

Handed Over

Taken Over

**HIMALAYA KANYA HOUSING PROJECT (PII-III)**  
under WEST BENGAL HOUSING BOARD, SILIGURI

**INVENTORY OF CIVIL FITTINGS AND FIXTURE FOR B-type**

		Back Side/Front Side
1	Iron Copper Oxidised Hasp Bolt (250 mm long )	04 Nos.
2	Aluminium anodised D-Type Handle	
	i) 200 mm long	12 Nos./14 Nos.
	ii) 150 mm long	04 Nos.
3	Aluminium anodised Tower/Socket Bolt	
	i) 250 mm long	06 Nos. /07 Nos.
	ii) 150 mm long	10 Nos./11 Nos.
4	Aluminium anodised Door Stopper	06 Nos./07 Nos.
5	P. V. C. Buffer Block	06 Nos./07 Nos.
6	Iron Butt Hinge (100mm long)	24 Nos. / 28 Nos.
7	Aluminium anodised Butt Hinge (100mm long)	06 Nos.
8	Godrej Night Lock	01 No.
9	Magic Eye	01 No.
10	Solid Flush Door	05 Nos./06 Nos.
11	P.V.C. Door	02 Nos.
12	F.R.P. Door (Single Shutter)	01 No.
13	Aluminium Windows (Openable/fixed) with grill, handle & hinge:	11 Nos./10 Nos.
14	Stainless steel sink	01 No.
15	Peet's valve 15 mm dia	01 No.
16	Wash Basin with Connecting Pipes (550 mm x 400 mm)	03 No.
17	Waste pipe with fittings	02 Nos.
18	E.P.W.C. with Lid	02 Nos.
19	P.V.C. low down cistern with connections Pipes & Flush Pipes	02 Nos.
20	C. P. Soap dish	02 Nos.
21	C. P. Shower Rose	02 Nos.
22	C. P. Towel Rail (600mm long)	02 Nos.
23	C. P. Gratings	03 Nos.
24	Mirror with shelf	02 Nos.
25	Basin Mixer	01 Set
26	(i) C.P. Long body Bib Cock	01 No.
	(ii) C.P. Short body Bib Cock	03 Nos.
27	C.P. Angular Stop Cock	07 Nos.
28	Concealed Stop Cock	02 Nos.
29	Wall mixture	01 No.
30	Pillar Cock	01 No.

Handed Over

Taken Over

G+4 Type

(3)

INVENTORY LIST OF FITTINGS AND FIXTURES  
FOR A1 & A2 TYPE HOUSES AT MATERIAL  
HIMRA HOUSING PROJECT, PH-II UNDER  
HHSR HOUSING BOARD.

PLAN NO.	BLOCK NO.	
Sl. PARTICULARS OF ITEMS.	QUANTITY	
No.	A1 Type	A2 Type
<u>(A) HARDWARE MATERIALS.</u>		
1. Wooden door frame with decorative flush door.	1	1
2. Wooden door frame with penal shutter.	4	3
3. PVC door frame with PVC sjitter.	2	2
4. Wooden door frame with F.R.P. SHUTTER.	*	1
5. Aluminium window with glass panes	10	10
6. Aluminium door with glass panes	1	1
7. Aluminium Hasp Bolt	4	4
8. Magic eye	1	1
9. Aluminium "D" Handle	14	14
10. Aluminium Tower Bolt(225mm/150mm)	5/9	4/8
11. Aluminium Door Stopper	6	5
12. Iron Pad bolt(Lock)	1	1
13. Aluminium window Handle	16	16
14. Godrej Mertice lock latch with keys(7 levers)	1	1
15. Rubber buffer	8	6
<u>(B) SANITARY &amp; PLUMBING MATERIALS :</u>		
1. <del>Anglo Indian</del> <sup>E.P.</sup> Indian W.C.	1	1
2. EPWC(Commode)	1	1
3. 10 Ltr. PVC Lowdown cistern	2	2
4. Stainless steel kitchen sink	1	1
5. Mirror	2	2
6. C.P. Tower rail	2	2
7. C.P. Longbody Bib cock	1	1
8. C.P. Bibcock (Delux)	4	4
9. C.P. <del>Whitst dyp/vpvl</del> <sup>Angular stopcock</sup>	4	4
10. C.P. Pillar cock	2	2
11. C.P. Sower Rose	2	2
12. Wash basin	2	2
13. C.P. Soap Tray	2	2
14. Glass Shelf	2	2
15. C.P. Concealed stop cock	1	1
16. C.P. Wall Mixer	1	1

Signature of Officer-In-Charge  
for Handing Over Possession.

Signature of Allocated  
who is Taking Over  
Possession



B-Type  
INVENTORY LIST OF FINISHING ~~A-B~~ FLATS  
FORM-I-G. TYPE FLATS AT MATHKAL NIMTA  
HOUSING PROJECT, PHASE-II

FLAT NO.

BLOCK NO.

Sl. No. Particulars of Items Quantity Remarks

A) AREWARE :

1. Wooden Door Frame with panel shutter	3	
2. PVC Door frame with shutter	2	
3. Steel Window with glass panes	8/7	
4. F.R.P. Door Shutter	2	
5. Neph Bolt	4	
6. Magic Eye	1	
7. 'D' Handle	9	
8. Al. Tower Bolt (225mm/150mm)	4/8	
9. Al. Sliding door stopper	5	
10. Al. silencer rubber buffer	5	
11. Iron pad bolt	1	
12. Steel Handle	20/17	
13. Steel neg stay	20/17	
14. Godrej Night lock with latch	1	

B) SANITARY & PLUMBING :

1. Anglo Indian W.C.	1	
2. EPWC (Commode)	1	
3. 10 Ltr. PVC lowdown Cistern	2	
4. Stainless steel kitchen sink	1	
5. Mirror	2	
6. Towel Rail	2	
7. CP Bib cock (Ordinary)	9	
8. CP Bib cock (Delux)	2	
9. Brass (Gunmetal) Bib cock	1	
10. Pillar Cock	2	
11. Shower rose	2	
12. Wash Basin	2	
13. Soap Tray	2	

Signature of Officer  
Handing Over Possession

Signature of Allottee  
Taking Over Possession

H16, A-3 Type

INITIATORY LIST OF FITTINGS AND FIXTURES FOR H-1.4. A3 TYPE  
FLATS AT DAYKAL NESTA CO-OP HOUSING SOCIETY, PHASE-II, NORTH  
WEST BENGAL HOUSING BOARD (IN STORES BUILDING)

FLAT NO.	BLOCK NO.	QUANTITY	REMARKS IF ANY
----------	-----------	----------	----------------

SI PARTICULARS OF ITEMS

(A) HARDWARE :

- |   |         |  |  |
|---|---------|--|--|
| 1. Wooden door frame with decorative flush door | 1 No    |  |  |
| 2. Wooden door frame with panel shutter         | 2 Nos.  |  |  |
| 3. Wooden door frame with P. & P. panel shutter | 1 "     |  |  |
| 4. PVC EXHA FRAME WITH PVC shutter              | 2 "     |  |  |
| 5. Steel window with glass panel                | 5 "     |  |  |
| 6. Hesp Bolt                                    | 4 "     |  |  |
| 7. Locking solt                                 | 1 No.   |  |  |
| 8. Magic eye (Entrance Door)                    | 1 "     |  |  |
| 9. Aluminium 'D' Handle                         | 11 Nos. |  |  |
| 10. Aluminium Tower Bolt (215mm)                | 4 "     |  |  |
| 11. Aluminium door stopper (double)             | 5 "     |  |  |
| 12. Rubber buffer block                         | 4 "     |  |  |
| 13. Steel Handle                                | 21 "    |  |  |
| 14. Steel peg stay                              | 19 "    |  |  |
| 15. Godrej Night Lock with latch                | 1 "     |  |  |
| 16. Tower Bolt (150mm)                          | 7 "     |  |  |

(B) SANITARY AND PLUMBING FITTINGS :

- |                                    |        |  |  |
|------------------------------------|--------|--|--|
| 1. Anglo Indian W.C.               | 1 No.  |  |  |
| 2. EWC (Commode)                   | 1 "    |  |  |
| 3. 10 Ltr. PVC Lowdown System      | 2 Nos. |  |  |
| 4. Stainless steel kitchen sink    | 1 No   |  |  |
| 5. Mirror with glass Tray          | 2 "    |  |  |
| 6. Tower Rail                      | 2 "    |  |  |
| 7. C.P. Bib Cock                   | 4 "    |  |  |
| 8. C.P. Long body bib cock         | 1 "    |  |  |
| 9. C.P. Stop cock                  | 4 "    |  |  |
| 10. Pillar Cock                    | 2 "    |  |  |
| 11. Shower Rose                    | 2 "    |  |  |
| 12. Wash Basin (1 Large & 1 small) | 2 "    |  |  |
| 13. Soap Tray                      | 2 "    |  |  |
| 14. C.P. Wall mixture              | 1 No   |  |  |
| 15. Aluminium door ring            | 1 "    |  |  |



~~PER FLAT~~ PER FLAT.

5 No BLOCK, NO. OFFICE-76

<u>SL. NO.</u>	<u>PARTICULARS OF ITEMS</u>	<u>QUANTITY.</u>
----------------	-----------------------------	------------------

(A) HARDWARE MATERIALS.

- |     |   |         |
|-----|---|---------|
| 1.  | Wooden Door Frame with panel shutter →                                | 4 sets. |
| 2.  | PVC Door Frame with pvc shutter →                                     | 1 set.  |
| 3.  | steel window with glass panes →                                       | 5 No.   |
| 4.  | Iron Hasp bolt - - - - - →  | 3 No.   |
| 5.  | Magic Eye - - - - - →   | 1 No.   |
| 6.  | Aluminium 'D' handle - - - - - →                                      | 7 No.   |
| 7.  | Aluminium Tower bolt (225 mm/150 mm) →                                | 3/5 No. |
| 8.  | Wooden cleat - - - - - →  | 4 No.   |
| 9.  | Wooden Buffer Block - - - - - →                                       | 4 No.   |
| 10. | Iron pad (locking) bolt - - - - - →                                   | 1 No.   |
| 11. | Steel window Handle - - - - - →                                       | 10 No.  |
| 12. | Steel window peg stay - - - - - →                                     | 10 No.  |
| 13. | 100 mm dia C.I. gratings - - - - - →                                  | 3 No.   |
| 14. | M.S. verandah Grill with 40 mm dia<br>G.I. pipe Hand rail - - - - - → | 1 set.  |

(B) SANITARY & PLUMBING MATERIALS.

- |     |   |       |
|-----|---|-------|
| 1.  | E.P.W.C. (commode) with seat cover →        | 1 No. |
| 2.  | 10 litre P.V.C. lowdown cistern - - - - - → | 1 No. |
| 3.  | Mosaic KITCHEN SINK - - - - - →             | 1 No. |
| 4.  | Mirror - - - - - →                          | 1 No. |
| 5.  | AL. Towel Rail - - - - - →                  | 1 No. |
| 6.  | C.P. Bibcock (ordinary) - - - - - →         | 2 No. |
| 7.  | Brass Bibcock (ordinary) - - - - - →        | 2 No. |
| 8.  | STOP Cock - - - - - →                       | 3 No. |
| 9.  | C.P. pillar cock - - - - - →                | 1 No. |
| 10. | PVC shower rose - - - - - →                 | 1 No. |
| 11. | Wash Basin - - - - - →                      | 1 No. |
| 12. | Internal C.I. pipe line complete            | 5 No. |

### A - 3 Type Building (2 Nos. Block)

- |  |                 |
|--|-----------------|
| 1. Entrance Grill Gate                           | : 1 No./Block   |
| 2. F.R.P. Door shutter with frame and fittings   | : 2 Nos./Block  |
| 3. P.V.C. Water storage tank (4000 Litre)        | : 2 Nos./Block  |
| 4. 40mm. dia peet's valve                        | : 4 Nos./Block  |
| 5. 25 m.m. dia peet's valve with roof G.I. grid. | : 16 Nos./Block |
| 6. Partly openable aluminium sky light at stair  | : 4 Nos/Block.  |
| 7. i) 100 m.m. <sup>dia</sup> spur pipe          | : 8 Nos stack   |
| ii) 110 m.m. <sup>dia</sup> U.P.V.C. pipe        | : 16 Nos. stack |

### (G+4) Type Building (2 Nos. Block)

- |  |                      |
|--|----------------------|
| 1. Entrance collapsible Gate at G.F. lift lobby  | : 3 Nos./Block       |
| 2. F.R.P. door shutter with <sup>wooden</sup> frame and fittings   | : 3 Nos /Block       |
| 3. Aluminium window <sup>with glass panes</sup> at stair, lift lobby & lift machine room<br><sup>with A.L. handle.</sup> | : 26 Nos/Block       |
| 4. P.V.C. water storage tank   | : 2 Nos./Block       |
| 5. i) 40mm. dia peet's valve (raising main)  | : 1 No./Block        |
| ii) 40mm. dia " " (at roof)  | : 5 Nos./Block       |
| 6. (i) 25 m.m. dia " " (at roof) with G.I. grid  | : 16 Nos./Block      |
| (ii) 20 mm. dia " " " " " "  | : 10 Nos/Block.      |
| 7. M.S. Grill door in Electrical meter room<br>at G.F. in lift & stair lobby   | : 1 No / Block.      |
| 8. Fixed M.S. Grill at Entrance lift lobby<br>and on Half landing of stair.  | : 4 Nos/Block.       |
| 9. C.I. spur soil line - - -   | : 8 Nos stack/Block  |
| 10. VPRC pipe line for Kitchen & Toilet,<br>Verandah waste water cum R.W. line →   | : 14 Nos stack/Block |



H.I.G. Management Building

1. Aluminium Sliding window with glass : 10 Nos.  
G. F. = 5 Nos.  
1st. Floor = 5 Nos.
2. Wooden door shutter with frame with necessary fittings. : 4 Nos.
3. P.V.C. Door shutter with frame with necessary fittings. : 2 Nos.
4. i) Anglo Indian Commod with low down cistern : 1 No.
5. Wash basin with C.P. pillar cock : 2 Nos.
6. Mirror with shelf : 2 Nos.
7. Glass shelf : 1 No.
8. C.P. Angular stop cock : 2 Nos.
9. C. P. Bib Cock : 2 Nos.
10. C. P. Towel rail : 1 No.
11. I.P.W.C. with low down cistern : 1 No.
12. P.V.C. Water Tank : 1 No.
13. 25mm dia peet's valve : 1 No.
14. 110mm dia U.P.V.C. pipe : 4 Nos. stack
15. 50mm. dia peet's valve (Pump connection) : 3 Nos.
16. 25mm. dia " " (Raising main) : 1 No.

HIG Jone(Out Side)

1. 80mm. dia sluice valve : 3 Nos.
2. 50mm. dia sluice valve with G.I. grid : 2 Nos.
3. 40mm. dia Peet's valve (Raising main) : 4 Nos.

  
14/10/14.

### MIG Management Building

1. Steel window with glass	: 15 Nos.
2. Steel peg stay	: 34 Nos.
3. " handle	: 34 Nos.
4. Wooden door shutter with frame and fittings	: 6 Nos.
5. E.P.W.C. with low down cistern	: 3 Nos.
6. Wash basin with C.P. pillar cock	: 2 Nos.
7. Mirror and shelf	: 3 Nos.
8. C. P. bib cock	: 3 Nos.
9. C.P. Angular stop cock	: 5 Nos.
10. C.P. Towel rail	: 3 Nos.
11. P.V.C. Door shutter with frame and fittings	: 3 Nos.
12. M.S. Ladder	: 1 No.
13. P.V.C. Water storage tank	: 1 No.
14. 40mm. dia peet's valve (raising main)	: 1 No.
15. 20mm dia peet's valve (at roof)	: 2 Nos.
16. 50mm dia peet's valve (Pump room)	: 3 Nos.

### MIG Jone (Out side)

1. 50mm. dia sluice valve	: 2 Nos.
---------------------------	----------

### MIG (B-Type) Building (4 Nos. Block)

1. Entrance Grill Gate	: 1 No./Block
2. FRP Door shutter with frame and fittings	: 4 No./Block
3. i) 40mm dia peet's valve (raising main)	: 1 No./Block
ii) 40mm. dia peet's valve (at roof)	: 5 Nos./Block
4. i) 20mm. dia peet's valve (at roof) with G.I. grid	: 16 Nos./Block
ii) 15mm. dia " " "	: 3 Nos./Block
5. P.V.C. water storage tank (4000 Litre)	: 2 Nos./Block
6. steel window with glass panes, Peg stay & handle at stair	: 8 Nos./Block



INVENTORY LIST OF FITTINGS & FIXTURES  
FOR LIG BUILDINGS COMMON AREA  
i.e. STAIR (GF TO 4F), ROOF INTERNAL  
& EXTERNAL G.I. PIPE LINE & UPVC  
R.W, WASTE WATER & SOIL LINE etc.

5 No. 21A Block  
TOTAL NO OF FLATS = 76 No.

PER BLOCK.

<u>S.L NO.</u>	<u>PARTICULARS OF ITEMS</u>	<u>QUANTITY</u>
1.	Entrance m.s. grill door →	1 set.
2.	Wooden door frame with FRP DOOR SHUTTER AT STAIR HEAD ROOM With all Fittings. →	1 set (Extra 1 set for C <sub>3</sub> LIA bldg with all fittings).
3.	<u>PEET'S VALVE :-</u>	
(i)	20 mm dia = 16 Nos (12 Nos Exclusively for C <sub>3</sub> LIA bldg)	
(ii)	40 mm dia = 5 Nos (4 Nos " " " " )	
4.	Pvc overhead water tank of 3000 litre Capacity with cover } →	2 Nos
5.	100 mm dia c-1. round at the mouth of R.W. line →	= 12 Nos (9 Nos For C <sub>3</sub> bldg)
6.	110 mm dia V pvc pipe line Vertical stack with complete fittings for Soil & waste water line of Toilet, Kitchen & Verandah = 16 Nos (12 Nos for C <sub>3</sub> bldg only)	
7.	40 mm dia peet valve (In Rising main) =	1 No.
8.	20 mm dia G.I. pipe vertical Delivery line	

LIG Management Building

1. Steel Window with glass panes	: 7 Nos.
2. Steel peg stay	: 14 Nos.
3. Steel handle	: 14 Nos.
4. Wooden door shutter with frame and fittings	: 2 Nos.
5. P.V.C. Door shutter with frame and fittings	: 2 Nos.
6. M. S. Ladder	: 1 No.
7. E.P.W.C. with low down cistern	: 2 Nos.
8. Wash basin with C.P. pillar cock	: 2 Nos.
9. Mirror and shelf	: 2 Nos.
10. Towel rail (C.P.)	: 2 Nos.
11. Angular stop cock (C.P.)	: 4 Nos.
12. C.P. bib cock	: 4 Nos.
13. C.P. Stop cock	: 2 Nos.
14. P.V.C. Shower rose	: 2 Nos.
15. P.V.C. Water storage tank (1000 litre)	: 1 No.

LIG Jone (Out Side)

1. 50mm. dia sluice valve	: 2 Nos.
2. 40mm. dia peet's valve (raising main) & Under ground G.I. Grid	: 6 Nos.



14/10/14

The following fittings & fixture are fitted in the building inside & outside in good condition.

- |   |          |
|---|----------|
| 1) Pump house   |          |
| a) Door   | 1.No.    |
| b) Iron hasp bolt (out side)  | 1. No.   |
| c) Tower bolt (In side)   | 1. No.   |
| d) Peg handle in window   | 2. Nos.  |
| e) Peg stay in window   | 2. Nos.  |
| f) Iron pit cover   | 1.No.    |
| 2) Security goomty  |          |
| a) Peg stay   | 2. Nos.  |
| b) Handle   | 2. Nos.  |
| 3) Hollow section open-able gate & a wicked gate along with necessary Spares. | 3+1 nos. |
| 4) Granite Name plate   | 2.Nos.   |
| 5) Pavers block   | 304 sq.m |
| 6) Pit cover  | 22 Nos.  |
| 7) Septic tank cover  | 6 Nos.   |
| 8) Pit cover in duct  | 2 nos.   |

The following fittings & fixture are fitted in the building inside & outside in good condition.

(A) Part-I (Civil Part)

a) Ground floor

1) Entrance Lobby

- |      |                     |           |
|------|---------------------|-----------|
| (i)  | Collapsible Gate    | : -3 Nos. |
| 2)   | Garage & Guard Room | : -4 Nos. |
| (i)  | Stay Handle         | : -3 Nos. |
| (ii) | Peg Stay            | : -3 Nos. |
| 3)   | Flush door shutter  | : -2 No.  |
| 4)   | P.V.C. shutter      | : -1 No.  |
| 5)   | Cistern             | : -1 No.  |
| 6)   | Commode             | : -1 No.  |
| 7)   | Bib cock            |           |

b) 1<sup>st</sup>. floor

(A) Flat No. (1,2,3,4,5,) each consist

- |        |   |                      |
|--------|---|----------------------|
| 1)     | Living & Drawing  | : -1 No.             |
| i)     | Factory Made solid wooden deluxe decorative flush door                    | : -3 Nos.            |
| ii)    | Copper oxidized butt hinges (100mm x 58mm x 1.9mm)                        | : -1 Nos.            |
| iii)   | Anodized aluminum D-Type Handle (125mm x 12mm rod) inside                 |                      |
| iv)    | Anodized aluminum Tower Bolt<br>(225mm long x 12mm dia) inside            | : -1 No.<br>: -1 No. |
| (vi)   | Anodized aluminum Double Type Door stopper                                | : -1 No.             |
| (vii)  | Rubber buffer block (35mm dia x 65mm long)                                | : -1 No.             |
| (viii) | Godrej Mortise door lock (6 lever) with keys in duplicate                 | : -1 No.             |
| (ix)   | Metallic Magic Eye  |                      |
| 2)     | Bed room- 1   | : -1 nos.            |
| i)     | Factory Made Solid wooden commercial flush door                           | : -3 Nos.            |
| ii)    | Copper oxidized butt hinges (100mm x 58mm x 1.9mm)                        | : -1 nos.            |
| iii)   | Anodized aluminum D- type Handle (125mm x 12mm dia rod) outside           | : -1 Nos.            |
| iv)    | Anodized aluminum Tower Bolt (225mm long x 12mm dia) inside               | : -1 Nos.            |
| v)     | Anodized aluminum Double Type Door stopper                                | : -1 Nos.            |
| vi)    | Rubber buffer block (35mm dia x 65mm long)                                |                      |
| 3.     | Bed Room-2  | : -2 Nos.            |
| i)     | Factory Made solid wooden commercial flush door along with varandah       | : -6 nos.            |
| ii)    | Copper oxidized butt hinges (100mm x 58mm x 1.9mm)                        | : -2 nos.            |
| iii)   | Oxidized iron hasp bolt (250mm long x 16mm dia ) outside & inside         | : -2 nos.            |
| iv)    | Anodized aluminum D- type Handle (125mm x 12mm rod) both outside & inside | : -2 no.             |
| v)     | Anodized aluminum Tower Bolt (225mm long x 12mm dia) inside               | : -2 no.             |
| vi)    | Anodized aluminum Double Type Door stopper                                | : -2 no.             |
| vii)   | Rubber buffer (35mm dia x 65mm long)                                      |                      |



- 4) Kitchen door
- i) Factory Made solid wooden commercial flush door
  - ii) Copper oxidized butt hinges (100mm x 58mm x 1.9mm) :- 1 No.
  - iii) Iron pad bolt :- 3 nos.
  - iv) Peet's valve :- 1 no.
  - :- 1 no.
  - v) Anodized aluminum D- type Handle (125mm x 12mm rod) outside :- 2 nos.
  - vi) Anodized aluminum Double Type Door stopper
  - vii) Rubber buffer (35mm dia x 65mm long) :- 1 no.
- 5) Toilet door (Common)
- i) P.V.C. Door :- 1 no.
  - ii) Stainless steel butt hinges (100mm x 58mm x 1.9mm) :- 3 nos.
  - iii) Anodized aluminum Tower Bolt(150mm long x 10mm dia) both outside & inside:- 2 nos.
  - iv) Anodized aluminum d-Type Handle ( 125mm x 12mm rod) both outside & inside :- 2 nos.
  - v) Rubber buffer block (35mm dia x 65mm long) :- 1 no.
- 6) Toilet door (Attached)
- i) P.V.C. Door :- 1 no.
  - ii) Copper oxidized butt hinges (100mm x 58mm x 1.9mm) :- 3 nos.
  - iii) Anodized aluminum Tower Bolt(150mm long x 10mm dia) both outside & inside:- 2 nos.
  - iv) Anodized aluminum d-Type Handle ( 125mm x 12mm rod) both outside & inside :- 2 nos.
  - v) Rubber buffer block (35mm dia x 65mm long) :- 1 no.
- 7) Steel Windows each floor
- i) Stay handle :- 90 nos.
  - ii) Peg stay :- 90 nos.
- B) Common/ lobby Area along with stair case
- i) Stay Handle :- 2 nos.
  - ii) Peg Stay :- 2 nos.
- © (2<sup>nd</sup> floor 3<sup>rd</sup> floor, 4<sup>th</sup> floor.) each consist same as 1<sup>st</sup> floor

(d) 5<sup>th</sup>.floor

1 Roof/Lift Room Entrance Door

(I) F.R.P. composite panel door

:- 2 nos.

- (II) Factory Made solid wooden commercial flush door :- 1 No.
- iii) Copper oxidized butt hinges (100mm x 58mm x 1.9mm) :- 9 nos
- iv) Oxidized aluminum bolt (250mmx16mm dia) outside :- 3 nos.
- v) Anodized Aluminum D- Handle (125mmx 12mm rod) :- 3 nos.
- vi) Rubber buffer (35mm dia x 65mm long) :- 1 nos.
- vii) Stay handle :- 4 nos.
- viii) Peg stay :- 4 nos.

(B) Sanitary & plumbing

(a) 1<sup>st</sup>. floor

- (i) S.S. Sink (Kitchen) :- 5 no.
- (ii) Long body bib cock :- 5 nos.
- iii) SHORT BODY bib cock :- 1 no.

(iii) P.V.C. Waste pipe

(v) Grating

:- 1 no.

(2) Common Toilet

:- 1 no.

(i) E.W.C.

(ii) P.V.C. closet seat cover

:- 1 no.

(iii) P.V.C. Waste

:- 1 no.

(iv) P.V.C. Cistern

:- 1 no.

(v) Wash Basin

:- 1 no.

:- 1 no.

/	C.P. Bib cock	- 1 no.
	(vii) C.P. Angular stop cock	- 3 nos.
(viii)	C.P. wall mixture	- 1 no.
(ix)	P.V.C. connector	- 3 nos.
(xi)	Shower with shower arm	- 1 no.
(xii)	Mirror	- 1 no.
(xiii)	Glass shelf	- 1 no.
(xiv)	C.P. Towel Rail	- 1 no.
(xv)	Grating	- 1 no.
<b>3) Attached Toilet</b>		
(i)	E.W.C	- 1 no.
(ii)	Seat cover	- 1 no.
(iii)	P.V.C. Cistern	- 1 no.
(iv)	Wash Basin	- 1 no.
(v)	P.V.C. waste pipe	- 2 nos.
(vi)	C.P. Bib cock	- 1 no.
(vii)	C.P. angular stop cock	- 2 nos.
(viii)	C.P. pillar cock	- 1 no.
(ix)	P.V.C. connector	- 2 nos.
(x)	Shower with shower arm	- 1 no.
(xi)	Mirror	- 1 no.
(xii)	Glass shelf	- 1 no.
(xiii)	C.P. Towel Rail	- 1 no.
(xiv)	Grating	- 1 no.
<b>4) Verandah ( 2 nos)</b>		
i)	Grating	- 2 nos.

(C) **5<sup>th</sup>. Floor**

(i)	U.P.V.C. (110mm dia) 4 <sup>th</sup> . Floor roof to below 600mm from P.L.	- 2 stack
(ii)	U.P.V.C. (110mm dia) Rain water line from 6 <sup>th</sup> .floor to G.L.	- 11 Stack
(iii)	C.I. spun pipe (100mm dia) Sewer line from 5 <sup>th</sup> floor Roof level to below 150mm from P.L.	- 10 Stack
(vi)	Peet's valve at water delivery line (20mm dia)	- 21 nos.
(vii)	Peet's valve at water delivery line (40mm dia)	- 3 nos.

5



# WEST BENGAL HOUSING BOARD

(ESTD. UNDER W.B. ACT. XXXII. OF 1972)

(A B A S A N)

105, S. N. BANERJEE ROAD  
KOLKATA - 700 014

2244-1965, 2244-0950  
2244-1967, 2244-8968  
2244-3966, 2244-4974  
Fax : (033) 2244 - 1480

No.....H.B.

Date.....200

## ANNEXURE - E

INVENTORY LIST OF FITTING & FIXTURE (COMMON AREA) OF STAIR  
CASE WITH ROOF AND EXTERNAL IN BUILDING TYPE-MIG(U) PHASE-VB  
(BLOCK - 1 to 4)

<u>Description of Materials</u>	<u>Quantity for Each Block</u>
1. 15mm dia peet's valve	16 Nos.
2. 20mm dia peet's valve	16 nos.
3. 40mm dia peet's valve(wash out line & Rising main)	3 nos.
4. Sintex PVC water tank(3000 litre capacity)with lid	2 nos.
5. Wooden Door frame	1 no.
6. F.R.P. Door shutter(Double leaf)	1 no.
7. D. O. Hasp Bolt	2 nos.
8. Aluminium Tower Bolt	2 nos.
9. Aluminium 'D' type handle	1no.
10. Godrej Nav-Tal(6leaver)lock with duplicate key	4 nos.
11. Steel window with handle & peg stay	8 nos.
12. 100mm dia C.I. Cowl	8 nos.
13. 100mm dia P.V.C. cowl	16 nos.
14. 100mm dia pvc shoe	8 nos.
15. 125mm dia C.I. grating	3 nos.
16. M.S. Grill gate	

*Handwritten signature*



# WEST BENGAL HOUSING BOARD

(ESTD. UNDER W.B. ACT. XXXII. OF 1972)

(A B A S A N)

105, S. N. BANERJEE ROAD  
KOLKATA - 700 014

2265-1965, 2244-0950  
2244-1967, 2244-8968  
2244-3966, 2244-4974  
2249-0979  
Fax : (033) 2244-1480  
(033) 2244-0979  
(033) 2246-7250

No.....H.B.

Date.....200

Inventory list of common area & Stair case  
of MIG type building at Thakurpukur Housing  
Project, Phase-VB

- |  |         |
|--|---------|
| 1. Single way light pt with batten holder  | 10 pts  |
| 2. Two way light pt. with batten holder  | 5 pts.  |
| 3. 230V 2-way BDB with 40A DP isolator with<br>2nos. 6amp MCB                          | 1 set   |
| 4. 40 way H.P. isolator in on MS boxes on angle<br>iron frame with locking arrangement | 17 nos. |
| 5. Bulk head fitting (make-Bajaj)  | 5 nos.  |
| 6. Call bell push switches arrangement for flats<br>in main entrance                   | 16 nos. |

N.B. Meter loop for individual flats & stair case L.S.

12. Aluminium glass shelf	1no.
13. Steel window with glass and all steel handle & peg stay	2nos.
14. Wooden frame with door shutter(single leaf)& all fittings	1 no.
15. PVC frame with shutter(single leaf) and all fittings	1 no.
16. Sintex water tank(500 litre)capacity with lid including all necessary fittings	1 no.
17. Godrej navtal(6 lever)lock with duplicate key	1 no.
C) Hand tube well	1 no.
D) Deep tube well with pressure meter	1 no.
E) C.I. sluice valve	2 nos.
F) Security Room with two steel window and grill gate along with all fittings	1 no.
G) Main entrance grill gate with wicket gate	1 no.

*Done*

Handed Over

Taken Over

sankar/

A) Management office with Toilet

1. 1 no. Wooden frame with woodwn shutter (Double leaf) along with Hardware fitting complete
2. 1no. PVC door frame with shutter (single leaf/along with hardware fittings complete ~~stank~~)
3. 5nos. steel window along with glass steel handle & peg stay complete

SANITARY & PLUMBING FITTING FIXTURES

- |  |         |
|--|---------|
| 1. 25mm dia peet's valve   | 1no.    |
| 2. Sintex water tank (500 litre capacity) with lid including all necessary fittings complete | 1no.    |
| 3. E.P.W.C. with pvc cistern with lid & fittings complete                                    | 1 no.   |
| 4. C.P. stop cock  | 02 nos. |
| 5. C.P. Bib cock   | 2 nos.  |
| 6. Porcelain wash Basin with CP pillar cock complete   | 1 no.   |
| 7. Mirror  | 1 no.   |
| 8. Aluminium glass shelf   | 1 no.   |
| 9. PVC soap tray   | 1 no.   |
| 10. C.P. towel Rail  | 1 no.   |
| 11. Aluminium grating  | 1 no.   |
| 12. Godrej Navtal (6 lever) lock with duplicate key  | 1 no.   |
| 13. C.I. ladder  | 01 no.  |
| 14. M.S. Railing with pipe han rail  | 02 nos. |

B) PUMP ROOM WITH TOILET & RESERVOIR (One no.)

- |   |        |
|---|--------|
| 1. 25mm dia peet's valve                                  | 1 no.  |
| 2. 40mm dia peet's valve                                  | 1no.   |
| 3. 50mm dia Horizontal check valve                        | 2 nos. |
| 4. 50mm dia vertical check valve                          | 2 nos. |
| 5. C.I. Tank cover with lock                              | 3 nos. |
| 6. CPWC with lid & pvc lowdown cistern with all accessory | 1 no.  |
| 7. C.P. stop cock   | 1 no.  |
| 8. C.P. Bib cock  | 1 no.  |
| 9. 125mm dia C.I. grating                                 | 1 no.  |
| 10. C.P. Towel rail                                       | 1 no.  |
| 11. Mirror  | 1no.   |

INVENTORY LIST OF FITTING & FIXTURE (COMMON AREA) OF STAIR  
CASE WITH ROOF AND EXTERNAL IN BUILDING TYPE-LIG, PHASE-VB,  
PRANTIK AT THAKURPUKUR HOUSING PROJECT (BLOCK-1 to 4 )

Sl. No.	Description of material	Quantity for each Block
1.	20mm dia peet's valve	16 nos.
2.	40mm dia peet's valve(Rising main)	02 nos.
3.	Sintex PVC water Tank(3000litreCapacity) with lid	02 nos.
4.	Wooden Door Frame	01no.
5.	FRP Door shutter(single leaf)	01 no.
6.	Aluminium Hasp Bolt	01 no.
7.	Aluminium 'D' type handle	02 nos.
8.	Godrej Nav-Tal(6 leaver)lock with Duplicate key	01 no.
9.	Steel window with handle & peg stay and glass complete	08 nos.
10.	95 mm dia pvc cowl	04 nos.
11.	75mm dia pvc shoe	04 nos.
12.	100mm dia pvc cowl	08 nos.
13.	100mm dia pvc shoe	17 nos.
14.	125mm dia C.I. grating	04 nos.
15.	M.S. grill entrance gate	01 no.

Handed over

Taken over

Sankar/

*[Handwritten signature]*

INVENTORY LIST OF FITTING & FIXTURES FOR LIG TYPE BUILDING  
AT THAKURPUKUR HOUSING PROJECT, PRANTIK, PHASE-VB

Name of Allottee:

Flat No.

Type:LIG, Key No.

Possession LetterNo:

Date:

HARDWARE FITTINGS,

Sl. No.	Description	Quantity per flat
1.	Godrej Navtal lock(6lever) with 2 nos. key	01 set
2.	Magic Eye	01 set
3.	Iron oxidised hasp bolt	03 nos.
4.	Aluminium 'D' handle	10 nos.
5.	Aluminium Tower bolt i) 225mm long ii) 150mm long	03 nos. 05nos.
6.	Oxidised Iron butt hinge	14 nos.
7.	Steel butt hinge	03 nos.
8.	Iron locking Bolt(pad bolt)	01 no.
9.	Rubber buffer block	04 nos.
10.	Wooden hinge cleat	04 nos.
11.	Steel handle	10 nos.
12.	Steel peg stay	10 nos.
13.	Steel window with glass complete	05 nos.

~~Handed over~~

~~Handed over~~

Sankar/



Name of Allottee:

Flat No.

Type:LIG, Key No.

Possession letter No.

Date:

Project: Prantik, Phase-VB

Sanitary Fittings

Sl. No.	Description	Quantity per flat
1.	E.P.W.C. with seat cover & all accessories	01 no.
2.	P.V.C. Low down cistern with all accessories	01 no.
3.	Black stone sink	01 no.
4.	Porcelain wash Basin with all accessories(450mm x 300mm)	01no.
5.	C.P. pillar cock	01no.
6.	Brass stop cock	02 nos.
7.	C.P. stop cock	01 no.
8.	C.P. Bib cock	02 nos.
9.	Brass Bib cock	02 nos.
10.	Aluminium Towel Rail(600mm long)	01 no.
11.	Mirror with integrated shelf(PVC molded fram) Size:450mm x 350mm	01 no.
12.	PVC shower Rose	01 no.
13.	Aluminium Grating	03nos.

*Sum*

**INVENTORY LIST OF FITTING & FIXTURES FOR MIG(U) TYPE BUILDING  
AT THAKURPUKUR HOUSING PROJECT, PRANTIK, PHASE-VB**

NAME OF BUILDING :

FLOOR NO. :

TYPE : MIG(U), RES NO.

POSTAL/LOCAL LETTER NO.

DATED:

REMARKS :

Sl. No.	Description	Quantity	
		Front Flat	Back Flat
1.	Godrej Mortice Lock(6 lever) with 2nos. Key	01 set	01 set
2.	Magic Eye	01 set	01 set
3.	Aluminium hasp bolt	01 no	01 no.
4.	Iron Oxidised hasp bolt	02 nos.	02 nos.
5.	Aluminium 'D' handle	12 nos.	12 nos.
6.	Aluminium Tower bolt		
	i. 225mm long	04 nos.	04 nos.
	ii. 150mm long	07 nos.	07 nos.
7.	Aluminium Door stopper	04 nos.	04 nos.
8.	Steel butt hinge	06 nos.	06 nos.
9.	Iron but hinge	16 nos.	16 nos.
10.	Rubber buffer block	07 nos.	07 nos.
11.	Iron Locking bolt	01 no.	01 no.
12.	Steel handle	24 nos.	22 nos.
13.	Steel peg stay	24 nos.	22 nos.

*June*

SANITARY FITTINGS:-

Sl. No.	Description	Quantity	
		Front flat	Back flat
1.	E.P.W.C. with seat cover & all accessories	01 no.	01 no.
2.	Anglo Indian W.C. with seat cover & all accessories	01 no.	01 no.
3.	P.V.C. low down cistern with all accessories	02 nos.	02 nos.
4.	Stainless steel sink	01 no.	01 nos
5.	Porcelain wash Basin With all accessories (450mmx300mm)	02 nos.	02 nos.
6.	C.P. pillar cock	02 nos.	02 nos.
7.	C.P. Stop cock	06 nos.	06 nos.
8.	C.P. Bib cock	04 nos.	04 nos.
9.	C.P. long body Bib cock	02 nos.	02 nos.
10.	Acrylic Soap Dish	02 nos.	02 nos.
11.	C.P. Towel Rail	02 nos.	02 nos.
12.	C.P. Shower Rose with arm	02 nos.	02 nos.
13.	Mirror With integrated shelf (450mmx350mm)	02 nos.	02 nos.
14.	Aluminium Grating	04 nos.	04 nos.

TAKEN OVER

TAKEN OVER

For Deputy Director (H)  
The Mukur Housing Project  
West Bengal Housing Board

Signature of Allottee  
Date:

Inventory for two storied Management office  
Building at Kalyani Housing Project Ph-II.

Sl. no.	Description of items.	Gr.floor	1st floor.
1.	Grill Gate (Entrance)		
2.	Entrance Panel door	1 no.	
3.	Hasp Bolt -250long -	4 nos.	2 nos.
4.	D Handle 150mm	11 nos.	3 nos.
5.	225mm thick tower Bolt	6 Nos.	3 nos.
6.	150mm thick tower bolt	5 nos.	3 nos.
7.	Stay	16 nos.	16 nos.
8.	Handle-	14 nos.	14 nos.
9.	Door stopper -	4 nos.	2 nos.
10.	Buffer-	4 nos.	3 nos.

x. Land Development :

1. 450mm dia R.C.C.pit cover - 7 nos.

Sanitary :

1.	Cistern - 2 nos.	2 nos.	1 no.
2.	Anglo Indian Comode -	1 no.	
3.	European type comode -	1 no.	1 no.
4.	Connector -	3 nos.	2 nos.
5.	Bibcock	4 nos.	2 nos.
6.	Stop cock	4 nos.	2 nos.
7.	Basin with all fittings.	1 no.	1 no.
8.	Mirror	1 no.	1 no.
9.	Towel rail	1 no.	1 no.
10.	Soap tray	2 nos.	1 no.
11.	Shower rose	1 no.	1 no.
12.	Glass Shelf	1 no.	1 no.
13.	M.S.Ladder		1 no.
14.	Water tank	1000 litre	with lid 1 no.
15.	20mm Peets valve } Root	2 nos.	

25/09/2014  
Deputy Director (EW)  
Kalyani Housing Project  
West Bengal Housing Co.

# I N V E N T O R Y

Kalyani Housing Project, Phase-II, W.B. Housing Board.

Building No. - 6, 5, 4 & 7

Flat No. - 1 to 16 of each block.  
= 4 x 16 = 64 Flats.

## A) Hardware Fittings : PER FLAT

### Entrance Door shutter

- |   |        |
|---|--------|
| a) Iron Aldrop -                                  | 1 No.  |
| b) Al. <sup>1</sup> D <sup>1</sup> handle (125mm) | 2 Nos. |
| c) Door Stopper -                                 | 1 No.  |
| d) Al. Skeleton bolt (225 <del>100</del> mm.)     | 1 No.  |
| -do- (150" )                                      | 1 No.  |
| e) Magic eye                                      | 1 No.  |
| f) Rubber buffer                                  | 1 No.  |

### Kitchen door shutter :

- |  |       |
|--|-------|
| a) Iron Pad bolt                                   | 1 No. |
| b) Al. <sup>1</sup> D <sup>1</sup> handle (100mm.) | 1 No. |
| c) Door stopper                                    | 1 No. |
| d) Rubber buffer                                   | 1 No. |

### Common W.C. shutter : 225

- |   |        |
|---|--------|
| a) Al. Skeleton bolt ( <del>100</del> mm)         | 1 No.  |
| (150mm)   | 1 No.  |
| b) Al. <sup>1</sup> D <sup>1</sup> handle (100mm) | 2 Nos. |

### Attached W.C. shutter : 225

- |  |        |
|--|--------|
| a) Al. Skeleton bolt ( <del>100</del> mm)          | 1 No.  |
| (150mm.)   | 1 No.  |
| b) Al. <sup>1</sup> D <sup>1</sup> handle (100mm.) | 2 Nos. |

### Verandah door shutter

- |   |       |
|---|-------|
| a) Iron Aldrop                                    | 1 No. |
| b) Al. <sup>1</sup> D <sup>1</sup> handle (100mm) | 1 No. |
| c) Door stopper                                   | 1 No. |
| d) Rubber buffer                                  | 1 No. |
| e) Al. Skeleton bolt (225 <del>100</del> mm.)     | 1 No. |
| 150mm.  | 1 No. |

Contd...2.

  
 Deputy Director (EW)  
 Kalyani Housing Board  
 West Bengal Housing Board

Bed room door shutter - 2 Nos.

- |                               |        |       |
|-------------------------------|--------|-------|
| a) Al. skeleton bolt (275 mm) | 2 Nos. | (1X2) |
| Al. " (150 mm)                | 2 Nos. | (1X2) |
| b) Iron Al. drop              | 2 Nos. | (1X2) |
| c) Al. 'D' handle (100 mm.)   | 4 Nos. | (2X2) |
| d) Door stopper               | 2 Nos. | (1X2) |

Window fittings :

- |           |         |
|-----------|---------|
| a) Stay   | 14 Nos. |
| b) Handle | 12 Nos. |

6 Lever Naval Lock - 1 No.  
(With Duplicate Keys)

B) Sanitary Fittings : PER FLAT  
Kitchen

- |   |        |
|---|--------|
| a) Stainless steel sink with waste fittings - | 1 No.  |
| b) C.P. Bibcock                               | 2 Nos. |
| c) Iron gratings                              | 1 No.  |

Common Toilet

- |   |        |
|---|--------|
| a) Anglo Indian Commed (Porcelain)                          | 1 No.  |
| b) Commed seat cover (Plastic Block)                        | 1 No.  |
| c) Porcelain Basin with C.P. pillar cock and waste fittings | 1 No.  |
| d) G.P. stop cock   | 3 Nos. |
| e) C.P. Bib cock  | 2 Nos. |
| f) C.P. Soap tray   | 1 No.  |
| g) Mirror   | 1 No.  |
| h) C.P. Towel rail  | 1 No.  |
| i) Al. glass shelf  | 1 No.  |
| j) P.V.C. connector   | 2 Nos. |
| k) G.P. shower rose with arm                                | 1 No.  |
| l) P.V.C. Low down cistern                                  | 1 No.  |
| m) Iron gratings  | 1 No.  |
| n) Basin waste pipe (P.V.C. blue pipe)                      | 1 No.  |

Attach Toilet

- |                                      |        |
|--------------------------------------|--------|
| a) E.P.W.C.                          | 1 No.  |
| b) Commed seat cover (Plastic white) | 1 No.  |
| c) P.V.C. Lowdown cistern            | 1 No.  |
| d) P.V.C. connector                  | 1 No.  |
| e) G.P. stop cock                    | 1 No.  |
| f) C.P. bib cock                     | 1 No.  |
| g) C.P. Towel rail                   | 2 Nos. |
| h) C.P. soap tray                    | 1 No.  |
| i) Mirror                            | 1 No.  |
| j) Iron gratings                     | 1 No.  |

(c) Common Area : PER BLOCK

Contd...3.

(a) Roof :

- |   |         |
|---|---------|
| i) 4000 Litre P.V.C. water tank with lid. | 2 Nos.  |
| ii) 20 mm. dia. G.I. Peets valve          | 16 Nos. |
| iii) 40 mm. dia. G.I. peets valve         | 5 Nos.  |
| iv) Iron gratings                         | 4 Nos.  |
| v) Chillakotha P.V.C. R/W pipe (100mm.Ø)  | 1 No.   |
| vi) Chillakotha Iron gratings             | 1 No.   |

(b) Stair Case :

- |  |        |
|--|--------|
| i) F.R.P. Shutter  | 2 Nos. |
| ii) Iron Aldrop  | 2 Nos. |
| iii) Window stay   | 6 Nos. |
| iv) Window handle  | 6 Nos. |
| v) Grill gate  | 2 Nos. |
| vi) 6 lever Navtel Lock (Godrej)<br>(Roof - 2 Nos. Gate - 2 Nos.)<br>(with Duplicate Keys) |        |
| vii) Al. door stopper -  | 2 Nos. |

Inventory for two storied Management office  
Building at Kalyani Housing Project Ph-II.


Sl. no.	Description of items.	Gr.floor	1st floor.
1.	Grill Gate (Entrance)		
2.	Entrance Panel door	1 no.	
3.	Hasp Bolt -250long -	4 nos.	2 nos.
4.	D Handle 150mm	11 nos.	3 nos.
5.	225mm thick tower Bolt	6 Nos.	3 nos.
6.	150mm thick tower bolt	5 nos.	3 nos.
7.	Stay	16 nos.	16 nos.
8.	Handle-	14 nos.	14 nos.
9.	Door stopper -	4 nos.	2 nos.
10.	Buffer-	4 nos.	3 nos.

x. Land Development :

1. 450mm dia R.C.C.pit cover - 7 nos.

Sanitary :

1.	Cistern - 2 nos.	2 nos.	1 no.
2.	Anglo Indian Comode -	1 no.	
3.	European type comode -	1 no.	1 no.
4.	Connector -	3 nos.	2 nos.
5.	Bibcock	4 nos.	2 nos.
6.	Stop cock	4 nos.	2 nos.
7.	Basin with all fittings.	1 no.	1 no.
8.	Mirror	1 no.	1 no.
9.	Towel rail	1 no.	1 no.
10.	Soap tray	2 nos.	1 no.
11.	Shower rose	1 no.	1 no.
12.	Glass Shelf	1 no.	1 no.
13.	M.S.Ladder		1 no.
14.	Water tank	1000 litre	with lid 1 no.
15.	20mm Peets valve } Rest	2 nos.	

  
 Deputy Director (EN)  
 Kalyani Housing Project  
 West Bengal Housing Bo.



# INVENTORY

Kalyani Housing Project, Phase-II, W.B. Housing Board.

Building No. - 6,5,4 & 7

Flat No. - 1 to 16 of Each block  
= 4x16 = 64 Flats

## A) Hardware Fittings : PER FLAT

### Entrance Door shutter

- |   |        |
|---|--------|
| a) Iron Aldrop -                                  | 1 No.  |
| b) Al. <sup>1</sup> D <sup>1</sup> handle (125mm) | 2 Nos. |
| c) Door Stopper -                                 | 1 No.  |
| d) Al. Skeleton bolt (225 <sup>mm</sup> )         | 1 No.  |
| -do- (150 <sup>mm</sup> )                         | 1 No.  |
| e) Magic eye                                      | 1 No.  |
| f) Rubber buffer                                  | 1 No.  |

### Kitchen door shutter :

- |  |       |
|--|-------|
| a) Iron Pad bolt                                   | 1 No. |
| b) Al. <sup>1</sup> D <sup>1</sup> handle (100mm.) | 1 No. |
| c) Door stopper                                    | 1 No. |
| d) Rubber buffer                                   | 1 No. |

### Common W.C. shutter : 225<sup>mm</sup>

- |   |        |
|---|--------|
| a) Al. Skeleton bolt (225 <sup>mm</sup> )         | 1 No.  |
| (150mm)   | 1 No.  |
| b) Al. <sup>1</sup> D <sup>1</sup> handle (100mm) | 2 Nos. |


### Attached W.C. shutter : 225<sup>mm</sup>

- |  |        |
|--|--------|
| a) Al. Skeleton bolt (225 <sup>mm</sup> )          | 1 No.  |
| (150mm.)   | 1 No.  |
| b) Al. <sup>1</sup> D <sup>1</sup> handle (100mm.) | 2 Nos. |

### Verandah door shutter

- |   |       |
|---|-------|
| a) Iron Aldrop                                    | 1 No. |
| b) Al. <sup>1</sup> D <sup>1</sup> handle (100mm) | 1 No. |
| c) Door stopper                                   | 1 No. |
| d) Rubber buffer                                  | 1 No. |
| e) Al. Skeleton bolt (225 <sup>mm</sup> )         | 1 No. |
| (150mm.)  | 1 No. |

Contd...2.

  
 Deputy Director (EW)  
 Kalyani Housing Board  
 West Bengal Housing Board

Bed room door shutter - 2 Nos.

a)	Al. skeleton belt { <sup>225</sup> mm } (150 mm)	2 Nos.	(1X2)
b)	Al. " " " " " "	2 Nos.	(1X2)
c)	Iron Al. drop	2 Nos.	(1X2)
d)	Al. 'D' handle (100 mm.)	4 Nos.	(2X2)
e)	Door stopper	2 Nos.	(1X2)

Window fittings :

a)	Stay	14 Nos.
b)	Handle	12 Nos.

6 Lever Naval Lock - 1 No.  
(with Duplicate keys)

B) Sanitary Fittings : PER FLAT  
Kitchen

a)	Stainless steel sink with waste fittings -	1 No.
b)	C.P. Bibcock	2 Nos.
c)	Iron gratings	1 No.

Common Toilet

a)	Anglo Indian Commode (Porcelain)	1 No.
b)	Commod seat cover (Plastic Block)	1 No.
c)	Porcelain Basin with C.P. pillar cock and waste fittings	1 No.
d)	C.P. stop cock	3 Nos.
e)	C.P. Bib cock	2 Nos.
f)	C.P. Soap tray	1 No.
g)	Mirror	1 No.
h)	C.P. Towel rail	1 No.
i)	Al. glass shelf	1 No.
j)	P.V.C. connector	1 No.
k)	C.P. shower rose with arm	2 Nos.
l)	P.V.C. Low down cistern	1 No.
m)	Iron gratings	1 No.
n)	Basin waste pipe (P.V.C. blue pipe)	1 No.

Attach Toilet

a)	E.P.W.C.	1 No.
b)	Commod seat cover (Plastic white)	1 No.
c)	P.V.C. Lowdown cistern	1 No.
d)	P.V.C. connector	1 No.
e)	C.P. stop cock	1 No.
f)	C.P. bib cock	1 No.
g)	C.P. Towel rail	2 Nos.
h)	C.P. Soap tray	1 No.
i)	Mirror	1 No.
j)	Iron gratings	1 No.

(c) Common Area : PER BLOCK

Contd... 3.

(a) Roof :

- |   |         |
|---|---------|
| i) 4000 Litre P.V.C. water tank with Lid. | 2 Nos.  |
| ii) 20 mm. dia. G.I. Peets valve          | 16 Nos. |
| iii) 40 mm. dia. G.I. peets valve         | 5 Nos.  |
| iv) Iron gratings                         | 4 Nos.  |
| v) Chillakotha P.V.C. R/W pipe (100mm.Ø)  | 1 No.   |
| vi) Chillakotha Iron gratings             | 1 No.   |

(b) Stair Case :

- |                                  |        |
|----------------------------------|--------|
| i) F.R.P. Shutter                | 2 Nos. |
| ii) Iron Aldrop                  | 2 Nos. |
| iii) Window stay                 | 6 Nos. |
| iv) Window handle                | 6 Nos. |
| v) Grill gate                    | 2 Nos. |
| vi) 6 Lever Nartak lock (Godrej) |        |
| (Roof - 2 Nos. Gate - 2 Nos.)    |        |
| (with Duplicate keys)            |        |
| vii) Al. door stopper -          | 2 Nos. |

7



**WEST BENGAL HOUSING BOARD**

(ESTD. UNDER WB.ACT XXXII OF 1972)

**"A B A S A N"**

105, S.N.BANERJEE ROAD, KOLKATA - 700 014.

Phone : 2265-1965, 2264-1967/3966/8968/9974/0950; FAX: 2264/1480/0979

Email- [wbhousingboard@gmail.com](mailto:wbhousingboard@gmail.com)

Website: [www.wbhousingboard.in](http://www.wbhousingboard.in)

No: ...../HB

Date: .....

**Inventory list of common area & stair case of each building of G+4 type building  
HIG (A-1 / A-2 TYPE) at MATHKAL NIMTA Housing Project, Phase- II  
(For 1 No. Building)**

**1. Light point with single tube**

- (a) Garage - 18 Set/Building.
- (b) Lift entrance - 2 Set/Building.
- (c) Stair - 8 Set/Building.
- (d) Attic Room - 1 Set/Building.
- (e) Lift Room - 2 Set/Building.
- (f) Only Light point - at Attic room - 1 point.

**2. 5-A Plug Point -**

- a) Meter Room - 1 Point
- b) Lift Well - 1 Point
- c) Lift M/C Room - 1 Point

- 3) 15-A Plug Point - (a) Lift M/C Room - - 1 Set
- 4) Ex. Fan Point with exhaust fan in lift M/C Room- 1 Set
- 5) Bulk head point with Bulk head light - 4 Points
- 6) 32-A TPN Main Switch - 1 No.
- 7) 4-way SPN D.B. - 1 No.
- 8) Light point with Bulk head at lift pipe - 5 Nos.
- 9) TPN PDB for lift - - - - 1 No.
- 10) MCB D.B. with 40-A TPN MCB - 1 No.
- 11) 32-A SP MCB - 4 Nos - for Garage - 2 Sets/Building.
- 12) 8-Passenger lift with control gear & panel - 1 Set/Building.

**HANDED OVER**

**TAKEN OVER**

E L E C T R I C A L  
Inventory list of B-type(MIG) Building at Mathkal  
Nimta Housing Project, Phase-II

Sl. No.	Description of item	Living Dinning Room and Verandah	Bed Room - I	M. Bed Room and Toilet	Common Toilet	Kitchen
1.	Light point with Batten Holder	1 + 1	1	1 + 1	1	1
2.	Light point with ceiling Rose	2	1	1	-	-
3.	Fan point with ceiling Rose and stepped fan Regulator	1	1	1	-	-
4.	Ex. Fan point with ceiling Rose	-	-	1	1	1
5.	Call Bell point with Bell push	1	-	-	-	-
6.	5A-5pin plug point on Board	1	1	1	-	-
7.	5A 5pin plug point seperate	1	-	-	-	1
8.	T.V. Antena point with T.V. socket	1	-	-	-	-
9.	Telephone point with Telephone socket	1	-	-	-	-
10.	15A plug point with 15A switch & 15A 5pin socket combined	1	-	-	1	1
11.	Call Bell	1	-	-	-	-
12.	3-way D.B.(SPN)Havells Make with 40A Isolator as incoming & out going 16A SP MCB-3nos. and 6A SP MCB - 3 nos.	1	-	-	-	-

HANDED OVER  
S. A. E (EEL)

TAKEN OVER

Electrical Inventory list of A1/A2 type G+4 Building  
At Mathkal Nimta Housing Project, Phase-II (HIG)

Sl. No.	Description of item	Living and Dining Room	Verandah	Bed Room - I	Bed Room - II	M. Bed Room and At. Toilet	Kitchen com. Toilet	Basin for A1 type	Com. Toilet for A2 Type
1.	Light point with Batten Holder	1	1	1	1	(1+1)	1+1	1	
2.	Light point with ceiling Rose	3		1	1	1			
3.	Fan point with ceiling Rose and stepped fan Regulator	2	1	1	1	1			
4.	Ex. Fan point with ceiling Rose					0+1	1+1		
5.	Call Bell point with Bell Push and call Bell								
6.	5A Spin plug point on Board	2	1	1	1	1		1	1
7.	5A Spin plug point separate	2		1	1	2	2+0		1
8.	T.V. Antena point with T.V. socket	1				1			
9.	Telephone point with telephone socket	1				1			
10.	Call Bell with Bell push and call Bell	1							
11.	15A plug point with 15A switch & 15A 5 pin socket combined			1	1	0+1	1+1		
12.	20A Havells make starter switch for AC					1			
13.	Foot light make-Havells			1	1	1			
14.	IS way SPN EDs make siemens with 40A Isolator as incoming and outgoing 20A MCB-1no. 15A MCB-5nos. 5A MCB-5 nos. and 3 nos. Blank plate	1							

*Jbu*  
HANDLED OVER  
S.A.E (EEW)

TAKEN OVER

Sankar/

Electrical Inventory List of and Fixtures  
for HIG-A.3 type Building at Mathkal Bimta  
Housing Project, Phase-II

Sl. No.	Description of item	Living cum Dining Room	Verandah	Kitchen + common Toilet	Bed Room-I	Master Bed Room	Attach Toilet
1.	Light point with batten Holder	2	1 (1+1)	1	1	1	1
2.	Light point with ceiling Rose	1	-	-	1	1	-
3.	Fan point with ceiling Rose and stepped for Regulator (make-Anchor)	2	-	-	1	1	-
4.	Ex. Fan point with ceiling Rose	-	-	(1+1)	-	-	1
5.	Call Bell point with Bell Push and calling Bell (make-Anchor)	1	-	-	-	-	-
6.	5A 5pin plug point on Board	2	-	1	1	1	-
7.	5A 5pin plug point separate	1	-	(2+8)	1	1	-
8.	T.V. Antena point with TV socket	1	-	-	-	1	-
9.	Telephone point with telephone socket	1	-	-	1	-	-
10.	15A plug point with 15A switch & 15A 5pin socket combined	1	-	(1+1)	-	-	-
11.	Havells make crabtree 20A starter switch No A.C.	-	-	-	-	1	-
12.	12-way D.B(SPN)Havells make with 40A Isolator as incoming & out going 20A lno. 16A 3nos. & 6A 6nos. MCB	1	-	-	-	-	-

HANDLED OVER  
S.A.E(CEEW)

TAKEN OVER

Sankar/11

Inventory list of electrical fittings & fixtures of Internal Electrical Installation of 4-storied building at Kalyani Housing Project - III at Kalyani Nadia.

For Building Each Building 16 D.U.

Building NO.1 No. of flat=16 (FOR BUILDING NO- 4/5.)

In each flat.

Flat entry-Call bell push with modular box with cover & all connection complete.

In living/Dinning Room.

- 1) Fixing of 2+12 way SPN MCB DB with SS enclosure Double Door DB (Siemens) with 40A DP Isolator as incommar and 2 nos 20Amp SP MCB & 3 Nos 6 Amp SPMCB with connection complete
- 2) 4 Nos/10A modular switch, 1 No. 6-10A 5 pin plug socket, 1 No. fan regulator fixed on modular switch Box with cover & all connection complete - 2 set.
- 3) 1 No 6-10 Amp. 5 pin plug socket & 1 No. 10 Amp modular switch fixed on 3 modular box with all connection complete- 2 set.
- 4) 1 No. 16 Amp plug socket & 1 No. 16 Amp modular switch fixed on 3 modular box with cover and all connection complete (16 Amp power plug point)
- 5) 1 No TV socket on 1 modular box with cover with all connection complete 1 set.
- 6) 1 No. telephone jack fixed on 1 modular box with cover & connection complete 1 set.
- 7) 4 Nos ceiling Rose (2 Nos for light point & 2 Nos for fan point fixed on wall/ ceiling & connection complete
- 8) 1 No call bell (Make Anchor) fixed on bakelite cover with all connection complete

In Balcony

- 1) 1 No. Batten Holder (For light point) with all connection complete.
- 2) 1 No. 6-10Amp 5 pin plug socket & 1 No. 10 Amp modular switch fixed on modular box with cover 1 set.

MINI ELECTRO ENTERPRISE  
Proprietor

Am 27/4/14  
SAC (Am)

T. D. SERVICES

Proprietor  
30/4/14



IN KITCHEN.

- 1) 5 Nos. 10 AMP modular switch with modular box with cover  
(For separate 5 A plug point) with all connection complete 1 set.
- 2) 1 No 6-10 AMP plug socket with 1 No 10 Amp modular switch  
fixed on 3 modular box & all connection complete
- 3) 1 No 16 Amp Modular switch & 16 Amp plug socket on 3 modular  
box with cover & all connection complete.
- 4) 2 Nos batten holder (For light point) & 1 No. ceiling Rose  
(For Exhaust) & with all connection complete.

IN COMMON TOILET

- 1) 1 No. 16 Amp modular switch & 1 No. 16 Amp plug socket fixed  
on 3 modular box (For power plug) & 1 No. Blank plate with cover  
cover all connection complete.
- 2) 1 No. Batten holder (For light point) & 1 No. ceiling Rose  
(For Exhaust point) with all connection complete.

IN BED ROOM (1)

- 1) 4 Nos 10 Amp modular switch & 1 No 6-10 Amp plug socket & 1 No.  
fan Regulator fixed on 8 modular box with cover including all  
connection complete 1 set.
- 2) 1 No. 10 Amp modular switch & 1 No. 6 Amp plug socket fixed  
on 3 modular box with complete (sep 5 A plug point) 1 set
- 3) 2 Nos ceiling Rose (1 No for light point & 1 No. fan point)  
& 1 No. Batten holder for light point with all connection  
complete.

MAA TARA ELEOTRO ENTERPRISE

Proprietor

Am 30/4/14  
582 (Cus)

T. D. SERVICES

Proprietor

30-4  
-84.

IN BED ROOM-(2)

- 1) 6 Nos 10 Amp modular switch & 1 No 6-10Amp plug socket & 1 No. Fan regular 2 Nos Blank plates on modular box with cover including all connection complete.
- 2) 1 No 5-10Amp modular switch & 1 No. 5 Amp/10 Amp plug socket fixed on 3 modular Box with cover (sep 5 Amp plug point) 1 set
- 3) 1 No. 25 Amp plug socket & 25 Amp stater switch fixed on 4 modular Box with cover including connection complete (For AC) 1 set
- 4) 2 Nos ceiling rose (1 No for light point & 1 No. for fan point) & 1 No Batten holder (For light point) including all connection complete.

IN ATTACH BATH

- 1) 1 No ceiling Rose (For exhaust fan point) & 1 No batten holder (For light point)

All wiring in concealed line with copper conductor & TV & Telephone cable done.

HANDED OVER

TAKEN OVER

T. D. SERVICES

*[Signature]*  
Proprietor

30-4-14

MAA TARA ELECTRO ENTERPRISE

*[Signature]*  
Proprietor

*Hand 30/4/14  
Spec Aug*

INVENTORY LIST OF ELECTRICAL FITTINGS & FIXTURES ON EACH BUILDING  
AT KALANY HOUSING PROJECT (STAIR CASE WIRING).

Building-1

In Ground Floor

- 1) 17 Nos 240V, 32A DP MCB on iron frame including all connection complete.
- 2) Parallel control call bell push switch (Individual flat owner) for 16 Nos flat including all connection complete.
- 3) 6 way BDB with 1 No. 40A DP isolator & 4 Nos 6Amps SP MCB with all connection complete.
- 4) 3Nos 5 Amp switch & 1 No 6 Amp 5 pin plugsocket 1 No Bater holder for light
- 5) 1 No 5A switch for light with all connection complete.
- 6) 1 No Bulhead light fitting with lamp.
- 7) 2 Nos Batten holder for light point
- 8) 6 Nos 8"x10" MS box with cover ( for mainline, Tel/ TV & call bell)
- 9) 2 No 6"x4" MS box with cover (for submain line)
- 10) 2 Nos 4"x4" MS box with cover (for 2 Nos light point)
- 11) 2 Nos 4"x4" MS box with cover (for call bell parallel control line)
- 12) 1 No 20"x6" MS Box with cover (for main lone)

1st floor  
landing.

In Roof - 2 Nos Bulkhead light fitting (with lamp)  
for roof light.

Hand over

Taken over

MAA TARA ELECTRO ENTERPRISE

Proprietor

T. D. SERVICES

Proprietor

Duplex

Bldg no = 7

Inventory/ List of Electrical fittings & fixtures of Internal Electrical Installation of Two storied Duplex type residential buildings at Shilpakanan Housing Project Phase III at Durgapur (for 10 Nos Buildings).

For 1 No Building

In stair

- 1) Fixing of 1 No 415V 32A 4Pole MCB("C" Series- Make Siemens) on wall (below stair).
- 2) 2 Nos 10A switch fixed on 2 modular box with cover
- 3) Batten holder(for light) - 1 No
- 4) Bulkhead light fitting - 1 No.(Letter Right).
- 5) 3 Nos 2 Way switch fixed on modular box with cover - 1 set
- 6) 2 Nos 2 Way switch fixed on modular box with cover - 1 set
- 7) 1 No 2 Way switch & 1 No 10A switch & 1 No Blank plate fixed on modular box with cover - 1 set.
- 8) 3 Nos Batten holder (for 3 Nos 2 Way light)
- 9) Bulkhead light fitting fixed on wall in Roof - 1 set
- 10) Fixing on wall TPN horizontal double door DB. "make Siemens" 415, 32A 4Pole MCB in common & outgoing 9 Nos 16A SPMCB & 3Nos 20AMP SPMCB & 4 Nos Blank plate - 1 set.

In Ground Floor

Entrance - 1No Bulkhead light fitting

In Verandha (front)

- 1) 1No 10A switch & 1No Bell push switch fixed on modular box with coverplate - 1set
- 2) Decorative light fitting (make Philips) with lamp fixed on wall - 1 set

In Living / Dining

- 1) 4Nos 10A switch & 1 No 10A Plug socket & 1No Fan Regulator & cover on modular box - 1set
- 2) 4 Nos 10A switch & 1No Fan Regulator & 2Nos Blank Plate - 1set
- 3) 3Nos 10A switch & 1No Blank Plate - 1set
- 4) 1No 10A switch & 1No 10A Plug Socket - 1set
- 5) 1Nos 16 AMP switch & 1No 16 AMP Socket - 1set
- 6) 2 Nos 10A switch - 1set
- 7) 1 No Telephone Jack with Shutter and 1No TV Antena modular Socket fixed on modular box - 1set
- 8) Fixing on wall 2+4 way SPN MCB DB with 25A/40A DP isolator as in commer & outgoing 3Nos 6AMP MCB & 1No 10AMP MCB - 1set

InGr.floor

- 9) Ceiling Rose (for light/fan) - 4 Nos
- 10) Batten holder (for light) - 1Nos
- 11) Fixing call Bell (Anchormake), fixed on Bakelite cover - 1Set

Popular Electrical Co.

*R.P.D.*  
Proprietor

*SAB*  
SAB (EEW)  
W.B.H.B.

*Indi Paul*  
M/s. Satellite Construction

Partner

#### In Store

1No Batten holder for light – 1No

#### In Kitchen:

- 1) 1No 16 AMP Switch & 1No 16AMP socket fixed on modular box with cover – 1set
- 2) 2Nos 10A switch & 2Nos 10AMP Plug socket fixed on modular box with Cover - 1set
- 3) Ceiling Rose (for light /fan) - 1Nos
- 4) Batten holder (for light) – 1Nos

#### In Toilet

- 1) 1No 16 AMP Switch & 1No 16 Amp Socket fixed on modular box with cover- 1set
- 2) Ceiling Rose (for Exhaust) – 1No
- 3) Batten holder (light) – 1No

#### Verandha (Backside)

Light point on Batten holder – 1No

All wiring in concealed line with copper wire and TV & Telephone.


#### 1<sup>st</sup> Floor

#### In Family Space

- 1) 2+4 way SPN MCB DB with 25A/40A DP isolator as incommer & outgoing 3 NOS  
AMP SPMCB & 1NO 10A SPMCB .
- 2) 4NOS 10A modular switch & 1No 10A Modular socket & 1No Fan Regulator fixed on modular box with cover – 1set
- 3) 3NOS 10A Switch fixed on modular box with cover – 1Set
- 4) 1NO 10AMP switch & 1No 10AMP socket fixed on modular box with cover – 1Set
- 5) 1No Telephone Jack with shutter and 1No TV Antena modular socket fixed on modular box – 1set
- 6) Ceilling Rose (Fan/Light) – 2NOs
- 7) Batten holder (light) 1No

#### In Toilet:

- 1) 16AMP switch & 16AMP socket (combine) fixed on modular box with cover- 1set
- 2) 1 No Batten holder (for light pt) & 1No ceiling Rose (for exhaust) .

Handed over  29/12/13  
AE. (EEW)  
W.B.H.B.

  
Taken Over M/s. Satellite Construction

Partner

Popular Electrical Co.

  
Proprietor

1<sup>ST</sup>. FLOOR

IN BED ROOM – (1).

- 1) 4 Nos. 10A modular Switch and 1 No. 10A Modular Socket & 1 No. Fan Regulator  
Fixed on Modular box with cover - 1 Set.  
( 2 Nos. Light Pt. & 1 No. Fan Pt. & 1 No. Plug Pt. ).
- 2) 1 No. 10Amp Switch & 1 No. 10 Amp Socket fixed on Modular box with cover- 1 Set.  
( Separate Plug Pt. ).
- 3) Ceiling Rose ( Fan / Light ) – 2 Nos.
- 4) Batten holder (Light / Exhaust) – 1 No.
- 5) 1 No. 16 Amp Switch & 1 No. 16 Amp Socket fixed on Modular box with cover – 1 set.  
( For A.C. ).

IN BED ROOM – (2).

- 1) 4 Nos. 10A modular Switch and 1 No. 10A Modular Socket & 1 No. Fan Regulator  
Fixed on Modular box with cover - 1 Set.  
( 2 Nos. Light Pt. & 1 No. Fan Pt. & 1 No. Plug Pt. ).
- 2) 1 No. 10Amp Switch & 1 No. 10 Amp Socket fixed on Modular box with cover- 1 Set.  
( Separate Plug Pt. ).
- 3) Ceiling Rose ( Fan / Light ) – 2 Nos.
- 4) Batten holder (Light / Exhaust) – 1 No.
- 5) 1 No. 16 Amp Switch & 1 No. 16 Amp Socket fixed on Modular box with cover – 1 set.  
( For A.C. ).

IN BED ROOM – (3).

- 1) 4 Nos. 10A modular Switch and 1 No. 10A Modular Socket & 1 No. Fan Regulator  
Fixed on Modular box with cover - 1 Set.  
( 2 Nos. Light Pt. & 1 No. Fan Pt. & 1 No. Plug Pt. ).
- 2) 1 No. 10Amp Switch & 1 No. 10 Amp Socket fixed on Modular box with cover- 1 Set.  
( Separate Plug Pt. ).
- 3) Ceiling Rose ( Fan / Light ) – 2 No
- 4) Batten holder (Light / Exhaust) – 1 No.
- 5) 1 No. 16 Amp Switch & 1 No. 16 Amp Socket fixed on Modular box with cover – 1 set.  
( For A.C. ).

IN VERANDHA

- 1) Decoration Light Fitting ( Make Philips ) – 1 Set.

Handwritten signature: *Popu*  
27/12/13  
Handwritten initials: *EEW*  
Stamp: **HANDED OVER.**  
Handwritten initials: *B.H.B.*

Handwritten signature: *Pradip Paul*  
Stamp: **TAKEN OVER.**

M/s. Satellite Construction.

Partner

Popular Electrical Co.

Handwritten signature: *RRR*  
Proprietor

INVENTORY LIST OF ELECTRICAL FITTINGS AND FIXTURES IN EACH FLAT / BLDG AT  
SHILPAKANAN H.P. PH-III, AT DUKRGAPUR UNDER WEST BENGAL HOUSING BOARD.

Each Building (16 D.U.)

BUILDING NO.....

IN EACH FLAT

Flat entry:- Call Bell push with ½ module box with cover & all connection complete.

IN LIVING ROOM

1. Fixing of 4-way TPN horizontal double door DB(Make-Siemens) with 1no. 415V 32A 4 pole MCB as incomer and 3 nos. 20A SPMCB + 6 NOS 16A SPMCB with all connection complete- 1 set.
2. Fixing of 2 + 6way SPN MCBDB (make-Siemens) with 40A DP isolator as incomer and 6 Nos 6A SPMCB as outgoing with all connection complete – 1 Set.
3. 3nos 10A modular switch, 1 no 6A 5 pin plug socket, 1 no fan regulator (2 module) and 1 No bank plate fixed on 8 module box with cover and all connection complete.
4. 3nos 10A modular switch, 1 no 6A 5 pin plug socket, 1 no fan regulator and 1 No bank plate fixed on 8 module box with cover and all connection complete.
5. 1 no 10A modular switch, 1 no 6A 5 pin plug socket fixed on 3 module box with cover and all connection complete ( Separate 6A 5 pin plug – 1 pt.).
6. 1 no TV socket fixed on 1 modular box with cover and 1 no telephone jack fixed on 1 module box with cover.
7. 1 no batten holder (for 1 no light point) fixed on wall and connection complete.
8. 3 nos ceiling rose (1 no for tube light point and 2 nos for fan point) fixed on wall / ceiling and connection complete.
9. 1 no Call Bell (Make Anchor) fixed on Bakelite cover with all connection complete.

IN DINING ROOM

1. 2 nos ceiling rose ( 1 no for tube light point and 1 no for fan point) fixed on wall/ceiling and connection complete.
2. 1 no batten holder ( for 1 no light point) with all connection complete.
3. 6 nos 10/20A modular switch and 1 no 6A 5 pin plug socket fixed on 8 module box with cover and all connection complete.
4. 4 nos 10/20A modular switch and 6A 5 pin plug socket and 1 no fan regulator fixed on 8 module box with cover and all connection complete.
5. 1 no 20A modular switch and 1 no 20A 6 pin plug socket fixed on 3 module box with cover plate and all connection complete (for power plug).



**IN BALCONY (attach with Dinning)**

1 no batten holder (for light point) with all connection complete.

**IN KITCHEN**

1. 1 no 6A 5 pin plug socket with 1 no 10A modular switch fixed on 3 module box with cover (for separate 5A plug point) with all connection complete.
2. 1 no 16A modular switch and 1 no 16A 6pin plug socket fixed on 3 module box with cover and all connection complete (16A power plug).
3. 1 no batten holder (for light point) and 1no ceiling rose (for exhaust point) with all connection complete.

**IN COMMON TOILET**

1. 1 no 16A modular switch and 1 no 16A 6 pin plug socket fixed on 3 module box with cover and all connection complete (for power plug).
2. 1 no batten holder (for light point) and 1 no ceiling rose (for exhaust fan point) with all connection complete.

**IN BED ROOM (1) (behind Dining Room)**

1. 4 Nos 10A modular switch and 1 no 6A 5 pin plug socket, 1 no fan regulator fixed on 8 modular box with cover including all connection complete.
2. 1 no 10A modular switch, 1 no 5 pin plug socket fixed on 3 modular box with cover plate (separate 5A plug point).
3. 2 nos ceiling rose (1no for tube light point and 1 no for fan point) and 1 no batten holder (for light point) including all connection complete.
4. 1 no 16A modular switch and 1No 16A 5 pin plug socket and 1 no blank plate fixed on 4 modular box with cover including all connection complete.
5. 1 no 16A modular switch and 1 no 16A 5 pin plug socket and 1 no. blank plate fixed on 4 modular box with cover including all connection complete (For AC).

**IN MASTER BED ROOM NO.2**

1. 4 nos 10A modular switch and 1 no 6A 5 pin plug socket and 1 no fan regulator fixed on 8 modular box with cover including all connection complete.
2. 3nos 10A modular switch fixed on 3 modular box with cover.

**Contd..... P/3.**



3. 1 no 16A modular switch and 1 no 16A 6 pin plug socket fixed on 4 modular box with cover including all connection complete (For AC).
4. 1 no. 10A modular switch and 1 no 6A 5 pin plug socket fixed on 3 module box with cover including all connection complete (for separate 5A plug point).
5. 2 Nos ceiling rose ( 1 no for light point and 1 no for fan point) and 1 no batten holder (light point) fixed on ceiling / wall.

**IN ATTACHED BATH ROOM**

1. 1 no 16A modular switch and 1 no 16A 6 pin plug socket fixed on 3 modular box with cover (for power plug).
2. 1 no ceiling rose (exhaust fan point) and 1 no batten holder (for light point).

**IN BED ROOM NO.3**

1. 4 nos 10A modular switch and 1 no 6A 5 pin plug socket and 1 no fan regulator fixed on 8 modular box with cover including all connection complete.
2. 1 no 16A modular switch and 1 no 16A 6 pin plug socket and 1 no blank plate with 4 modular box with cover including all connection complete.
3. 2 Nos ceiling rose (1no for fan point and 1 no for light point) including all connection complete.

\* All wiring in concealed line with copper conductor wire and T.V. and Telephone cable done.

**HANDED OVER (In good condition)**

**TAKEN OVER**

INVENTORY LIST OF ELECTRICAL FITTINGS AND FIXTURES IN EACH BUILDING AT SHILPAKANAN  
H. P. PH-III AT DURGAPUR UNDER WEST BENGAL HOUSING BOARD

BUILDING NO. .... (COMMON STAIR) .....

IN GROUND FLOOR

1. 3 nos 10A modular switch fixed on 3 modular box with cover including all connection complete.
2. 1 no 4"/4" MS box with Bakelite cover.
3. Fixing of 250V ceiling luminaries with mirror optic decorative fittings (Make- Philips) with 2 Nos 18W PL lamp on ceiling - 1 set.

IN 1<sup>ST</sup> FLOOR

1. 2 nos 10A modular switch fixed on 2 modular box with cover including all connection complete.
  2. 1 no 10"/8" MS box with Bakelite cover.\*
  3. 1 no 8"/6" MS box with Bakelite cover.\*
  4. 2 Nos 20"/6" MS box with Bakelite cover.\*
- \* 1<sup>st</sup> half landing.

IN 2<sup>ND</sup> FLOOR

1. Same as 1<sup>st</sup> floor (SL no.1).
2. Fixing of 250V ceiling luminaries with mirror optic decorative fittings (Make- Philips) with 2 Nos 18W PL lamp on ceiling - 2 sets.
3. 2<sup>nd</sup> floor half landing.
4. 3nos 8"/6" MS box with Bakelite cover.
5. 1no 20"/6" MS box with Bakelite cover.
6. 1no 8"/10" MS box with Bakelite cover.

IN 3<sup>RD</sup> FLOOR

1. Same as 2<sup>nd</sup> floor (SL no.1).
2. Fixing of 250V ceiling luminaries with mirror optic decorative fittings (Make- Philips) with 2 Nos 18W PL lamp on ceiling - 2 sets.
- 3<sup>rd</sup> floor half landing.
3. 4nos 8"/10" MS box with Bakelite cover.
4. 1no 8"/6" MS box with Bakelite cover.
5. 1no 8"/10" MS box with Bakelite cover.

IN 4<sup>TH</sup> FLOOR

1. Same as 3<sup>rd</sup> floor (SL no.1).
2. Fixing of 250V ceiling luminaries with mirror optic decorative fittings (Make- Philips) with 2 Nos 18W PL lamp on ceiling - 2 sets.
- 4<sup>th</sup> floor half landing.
3. 5nos 10"/8"/ 2½" MS box with Bakelite cover incl. all connection complete.
4. 1no 6"/4"/ 2½" MS box with Bakelite cover incl. all connection complete.
5. 1no 4"/4"/ 2½" MS box with Bakelite cover incl. all connection complete.

IN CHILLA KOTA

1. 3 nos 10A modular switch fixed 3 modular box with cover including all connection complete.
2. 1 no ceiling rose (for light point) including all connection complete.

ROOF (L & R)

1. 2 nos bulkhead light fittings fixed on wall including all connection complete.
2. 1no 10"/8"/ 2½" MS box with Bakelite cover (for TV).



Contd.... P/2.

INVENTORY LIST OF ELECTRICAL FITTINGS AND FIXTURES IN EACH BUILDING AT SHILPAKANAN  
H. P., PH-III, AT DURGAPUR UNDER WEST BENGAL HOUSING BOARD

BUILDING NO.....

(COMMON STAIR)

IN GROUND FLOOR

1. 3 nos 10A modular switch fixed on 3 modular box with cover including all connection complete.
2. 1 no 4"/4" MS box with Bakelite cover.
3. Fixing of 250V ceiling luminaries with mirror optic decorative fittings (Make- Philips) with 2 Nos 18W PL lamp on ceiling - 1 set.

IN 1<sup>ST</sup> FLOOR

1. 2 nos 10A modular switch fixed on 2 modular box with cover including all connection complete.
  2. 1 no 10"/8" MS box with Bakelite cover.\*
  3. 1 no 8"/6" MS box with Bakelite cover.\*
  4. 2 Nos 20"/6" MS box with Bakelite cover.\*
- \* 1<sup>st</sup> half landing.

IN 2<sup>nd</sup> FLOOR

1. Same as 1<sup>st</sup> floor (SL no.1).
2. Fixing of 250V ceiling luminaries with mirror optic decorative fittings (Make- Philips) with 2 Nos 18W PL lamp on ceiling - 2 sets.
3. 2<sup>nd</sup> floor half landing.
4. 3nos 8"/6" MS box with Bakelite cover.
5. 1no 20"/6" MS box with Bakelite cover.
6. 1no 8"/10" MS box with Bakelite cover.

IN 3<sup>rd</sup> FLOOR

1. Same as 2<sup>nd</sup> floor (SL no.1).
2. Fixing of 250V ceiling luminaries with mirror optic decorative fittings (Make- Philips) with 2 Nos 18W PL lamp on ceiling - 2 sets.
- 3<sup>rd</sup> floor half landing.
3. 4nos 8"/10" MS box with Bakelite cover.
4. 1no 8"/6" MS box with Bakelite cover.
5. 1no 8"/10" MS box with Bakelite cover.

IN 4<sup>th</sup> FLOOR

1. Same as 3<sup>rd</sup> floor (SL no.1).
2. Fixing of 250V ceiling luminaries with mirror optic decorative fittings (Make- Philips) with 2 Nos 18W PL lamp on ceiling - 2 sets.
- 4<sup>th</sup> floor half landing.
3. 5nos 10"/8"/ 2½" MS box with Bakelite cover incl. all connection complete.
4. 1no 6"/4"/ 2½" MS box with Bakelite cover incl. all connection complete.
5. 1no 4"/4"/ 2½" MS box with Bakelite cover incl. all connection complete.

IN CHILLA KOTA

1. 3 nos 10A modular switch fixed 3 modular box with cover including all connection complete.
2. 1 no ceiling rose (for light point) including all connection complete.

ROOF (L & R)

1. 2 nos bulkhead light fittings fixed on wall including all connection complete.
2. 1no 10"/8"/ 2½" MS box with Bakelite cover (for TV).



Contd.... P/2.

**IN LIFT MACHINE ROOM**

1. 5 nos 6Amp (Anchor switch) and 1 no 6Amp 5 pin plug socket fixed on MS box with cover including all connection complete.
2. 1 no joint box (7"/4") with Bakelite cover (8"/5") fixed on wall including all connection complete.
3. 1 no 16Amp (Anchor switch) and 16A 6 pin plug socket fixed on MS box with cover including all connection complete.
4. 1 no 6 way MCB DB (Siemens) with 25A DP isolator and 3 nos 16A SP MCB and 1 No 6A SP MCB fixed on wall with iron leg including all connection complete.
5. 1 no 32A TPN SFU (Havells) with 3 nos re-wire able fuse including all connection complete.
6. 1 no 12" exhaust fan (make- EPC) including all connection complete.
7. 2 Nos ceiling rose (1 no for tube light point and 1 no for exhaust fan point) including all connection complete.
8. 1 no batten holder (for light point) including all connection complete.
9. 1 no bulkhead (Bajaj) (for outside wall) including all connection complete.
10. 2 nos E.I. conduit light point including all connection complete.
11. 1 no exhaust fan point including all connection complete.
12. 1 no bulkhead light point including all connection complete.
13. 1 no 5A plug point (on board) including all connection complete.
14. 1 no 15A plug point (Power plug) including all connection complete.

**LIFT WELL**

1. 4 nos bulkhead light fittings with all accessories including all connection complete. (E.I. conduit for group light by drawing 1.1KV grade 3x1.5 sqmm. Single core PVC insulated and unsheathed flexible copper wire).
3. **Lift pit (ground floor):-**  
2 nos 6A (Anchor) Switch and 1 no 6A 5 pin plug socket and 1 no batten holder (for light point) fixed on 6"/4" MS box with Bakelite cover including all connection complete.

**GARRAGE**

1. 1 no 4 way TPN vertical double door DB (Make- Siemens) with 63A 4 pole MCB as incomer and 1 no 32A TP MCB, 4 nos 10A SP MCB and blank plate fixed on wall including all connection complete.
2. 16 nos 415V 32A 4 pole MCB (sheet enclosure) and 1 no 63A 4 pole MCB (sheet enclosure) fixed on angle iron frame on wall including all connection complete with locking arrangement incl. all connection complete.
3. 16 nos 250V ceiling luminaries with mirror optic decorative fittings (Make- Philips) with 2 Nos 18W PL lamp fixed on ceiling including all connection complete.
4. 1 no 10"/8"/ 2½" MS box with Bakelite cover (for Telephone) including all connection complete incl. all connection complete.

**HANDED OVER (In good condition)**

MAA TARA ELECTRO ENTERPRISE

  
Proprietor

**TAKEN OVER**

Inventory list of electrical fittings & fixtures of Internal Electrical Installation of 4-storied building at Kalyani Housing Project ph-III at Kalyani Nadia.

For Building Each Building 16 D.U.  
Building NO.1 No. of flat=16

For Bldg no- 647

In each flat.

Flat entry-Call bell push with modular box with cover & all connection complete.

In living/Dining Room.

1) Fixing of 2+12 way SPN MCB DB with SS enclosure Double Door DB (Siemens) with 40A DP Isolator as incommar and 2 nos 20Amp SP MCB & 3 Nos 6 Amp SPNCB with connection complete

2) 4 Nos/10A modular switch, 1 No. 6-10A 5 pin plug socket, 1 No. fan regulator fixed on modular switch Box with cover & all connection complete - 2 set.

3) 1 No 6-10 Amp. 5 pin plug socket & 1 No. 10 Amp modular switch fixwson 3 modular box with all connection complete- 2 set.

4) 1 No. 16 Amp plug socket & 1 No. 16 Amp modular switch fixed on 3 modular box with cover and all connection complete (16 Amp power plug point)

5) 1 No TV socket on 1 modular box with cover with all connection complete 1 set.

6) 1 No. Telephone jack fixed on 1 modular box with cover & connection complete 1 set.

7) 4 Nos ceiling Rose (2 Nos for light point & 2 Nos for fan point fixed on wall/ ceiling & connection complete

8) 1 No call bell (Make Anchor) fixed on bakelite cover with all connection complete

In Balcony

1) 1 No. Batten Holder (For light point) with all connection complete.

2) 1 No. 6-10Amp 5 pin plug socket & 1 No. 10 Amp modular switch fixed on modular box with cover 1 set.

KITCHEN.

- 1) 3 Nos. 10 Amp modular switch with modular box with cover  
(For separate 5 A plug point) with all connection complete 1 set.
- 2) 1 No 6-10 AMP plug socket with 1 No 10 Amp modular switch  
fixed on 3 modular box & all connection complete
- 3) 1 No 16 Amp Modular switch & 16 Amp plug socket on 3 modular  
box with cover & all connection complete.
- 4) 2 Nos batten holder (For light point) & 1 No. ceiling Rose  
(For Exhaust) & with all connection complete.

IN COMMON TOILET

- 1) 1 No. 16 Amp modular switch & 1 No. 16 Amp plug socket fixed  
on 3 modular box (For power plug) & 1 No. Blank plate with ~~as~~  
cover all connection complete.
- 2) 1 No. Batten holder (For light point) & 1 No. ceiling Rose  
(For Exhaust point) with all connection complete.

IN BED ROOM 1(1)

- 1) 4 Nos 10 Amp modular switch & 1 No 6-10amp plug socket & 1 No.  
fan Regulator fixed on 8 modular box with cover including all  
connection complete 1 set.
- 2) 1 No. 10 Amp modular switch & 1 No. 6 Amp plug socket fixed  
on 3 modular box with complete (sep 5 A plug point) 1 set
- 3) 2 Nos ceiling Rose (1 No for light point & 1 No. fan point)  
& 1 No. Batten holder ~~if~~ for light point with all connection  
complete.

Omni Electrical Enterprise

*[Signature]*  
Partner

*Amu 29/4/14*  
*SAE (Gm)*

T. D. SERVICES

*[Signature]*  
Proprietor

30-4-

14



IN BED ROOM--(2)

- 1) 6 Nos 10 Amp modular switch & 1 No 6-10Amp plug socket & 1 No. Fan regular 2 Nos Blank plates on modular box with cover including all connection complete.
- 2) 1 No 5-10Amp modular switch & 1 No. 5 Amp/10 Amp plug socket fixed on 3 modular Box with cover (sep 5 Amp plug point) 1 set
- 3) 1 No. 25 Amp plug socket & 25 Amp stater switch fixed on 4 modular Box with cover including connection complete (For AC) 1 set
- 4) 2 Nos ceiling rose (1 No for light point & 1 No. for fan point) & 1 No Batten holder (for light point) including all connection complete.

IN ATTACH BATH

- 1) 1 No ceiling Rose (For exhaust fan point) & 1 No batten holder (For light point)

All wiring in concealed line with copper conductor & TV & Telephone cable done.

HANDED OVER

TAKEN OVER

T. D. SERVICES

Proprietor

Conomic Electrical Enterprise

Partner

INVENTORY LIST OF ELECTRICAL FITTINGS & FIXTURES ON EACH BUILDING  
AT KALANY HOUSING PROJECT (STAIR CASE WIRING).

Building-1

In Ground Floor

- 1) 17 Nos 240V, 32A DP MCB on iron frame including all connection complete.
- 2) Parallel control call bell push switch (Individual flat owner) for 16 Nos flat including all connection complete.
- 3) 6 way BDB with 1 No. 40A DP isolator & 4 Nos 6Amps SP MCB with all connection complete.
- 4) 3Nos 5 Amp switch & 1 No 6 Amp 5 pin plugsocket 1 No Bater holder for light
- 5) 1 No 5A switch for light with all connection complete.
- 6) 1 No Bulkhead light fitting with lamp.
- 7) 2 Nos Batten holder for light point
- 8) 6 Nos 8"x10" MS box with cover ( for mainline, Tel/ TV & call bell)
- 9) 2 No 6"x4" MS box with cover (for submain line)
- 10) 2 Nos 4"x4" MS box with cover (for 2 Nos light point)
- 11) 2 Nos 4"x4" MS box with cover (for call bell parallel control line)
- 12) 1 No 20"x6" MS Box with cover (for main lone)

1st floor landing. In Roof - 2 Nos Bulkhead light fitting (with lamp) for roof light.

Hand over

Economic Electrical Enterprise

*[Signature]*  
Partner

*AB on 20/4/14*  
*SKE (qua)*

T. D. SERVICES

*[Signature]*  
Proprietor

Taken over





**WEST BENGAL HOUSING BOARD**

(ESTD. UNDER WB.ACT XXXII OF 1972)

"A B A S A N"

105, S.N.BANERJEE ROAD, KOLKATA – 700 014.

Phone : 2265-1965, 2264-1967/3966/8968/9974/0950; FAX: 2264/1480/0979

Email- [wbhousingboard@gmail.com](mailto:wbhousingboard@gmail.com)

Website: [www.wbhousingboard.in](http://www.wbhousingboard.in)

No: ...../HB

Date: .....

**Inventory list of common area & stair case of each building of M.I.G.(B-Type) & HIG (A-3 TYPE) at MATHKAL NIMTA Housing Project, Phase- II**

(For 1 No. Building)

- |   |             |
|---|-------------|
| 1. Single way Light point with batten holder.-                  | - 5 Points. |
| 2. Two way -  | -5 Points.  |
| 3. 40A DP isolator on Angle iron frame with taking Arrangement. | - 17 Points |
| 4. Bulk head fittings -   | - 3 Sets    |
| 5. Call bell push switch in main entrance -                     | - 16 Nos.   |

N.B.: Meter loop for individual flats & Staircase.

**HANDED OVER**

**TAKEN OVER**

**ELECTRICAL INVENTORY LIST OF MIG TYPE BUILDING AT THAKURPUKUR HOUSING PROJECT,**  
**PHASE-IV-B, UNDER WEST BENGAL HOUSING BOARD.**

Sl. No.	Description of item	Living Dining Room & Verandah	Bed Room	M.Bed Room & Toilet	Common Toilet	Kitchen
1.	Light point with batten holder -	3	1	3	1	1
2.	Light point with ceiling rose -	1	1			
3.	Fan point with ceiling rose & Stepped fan regulator.	2	1	1		
4.	Ex. Fan point with ceiling Rose-			1	1	1
5.	Call Bell point with Bell push -	1				
6.	5A-5-pin plug point on Board -	2	1	1		
7.	5-A 5-pin plug point separate -	3		1		1
8.	T.V. Antenna point with T.V. Socket-	1				
9.	Telephone point with Telephone socket-	1		1		
10.	15-A plug point with 15-A switch & 15-A 5-pin socket combined.	1		1	1	1
11.	Call Bell -	1				
12.	3-way D.B. (SPN) Havells Make with 40-A Isolator as incoming & out-going 16-A SP MCB 3 Nos. & 6-A SP MCB- 3 Nos.-	1				

**HANDED OVER**

**TAKEN OVER**

ELECTRICAL INVENTORY LIST OF FITTINGS, FIXTURES FOR I.E.I. G+4 STORIED AND PARTLY 4 STORIED RESIDENTIAL BUILDING AT HIMALAYA KANYA HOUSING PROJECT, PHASE-III AT SILIGURI (FOR COMMON LIGHT OF GARAGE, STAIR AND LIFT MACHINE ROOM (BUILDING NO: C/1 & C/2) & C/3, C/4.

[illegible]

**ELECTRICAL INVENTORY LIST OF FITTINGS, FIXTURES FOR I.E.I. OF PARTLY G+4 STORIED AND PARTLY 4 STORIED RESIDENTIAL BUILDING AT HIMALAYA KANYA HOUSING PROJECT PHASE-III, AT SILIGURI ( FOR INDIVIDUAL TRIPLEX FLAT) Building No.C/1 & C/2, C/3 & C/4.**

Sl No.	Description of item	Ground Floor					1st Floor					Upper 1st Floor					Gr & 1st Floor	Total	
		loby	Toilet (Com mon)	Bed Room	M/Bed Room	Attach Bath Room	Vera ndha Room	Living /Dining Room	Balcony attach living	Kitc hen	M/ Bed Room	Attach Bath Room	lobby	Comm on bath	M/ Bed Room	Attach Bath Room			Bed roo m
01	light point with ceiling rose.	1		1	1		1	3			1		1		1		1		10
02	light point with batten holder.	1	1	1	1	1	1	1	1	1	1	1	1	1	1	1	1	2	18
03	fan point with modular stepped regulator.	1		1	1			3	1		1		1		1		1		11
04	Exhaust fan point with ceiling rose.		1			1				1		1		1		1			6
05	Foot light (make- Havells)			1	1			1			1						1		6
06	Call bell point with bell push.	1						1											2
07	5A 5pin plug point on board.	1		1	1			2	1		1		1		1		2	2	13
08	5A 5pin plug point on separate			2	2			1		1	2				2		2		12
09	15A plug point with 15A switch & 15A 5 pin socket.		1			1		1		1		1		1		1			7
10	AC starter with 25A plug socket.				1						1				1				3
11	T.V. Antena point with TV socket.				1			1							1				3
12	Telephone point with telephone socket.				1			1							1				3
13	Call Bell.	1											1						2
14	4-way TPN DB with 63A 4P isolator as incommer and out going 20A-3nos, 16A-6nos and 32A-3nos 5P MCB.	1																	1
15	2+6-way SPN DB with 40A DP MCB isolator as incoming and outgoing. 6A-6nos SPMCB.	1						1					1						3



**ELECTRICAL INVENTORY LIST OF FITTINGS, FIXTURES FOR I.E.T. OF PARTLY G+4 STORED AND PARTLY 4 STORED RESIDENTIAL BUILDING AT HIMALAYA KANYA HOUSING PROJECT, PHASE -III, AT SILIGURI (FOR INDIVIDUAL DUPLEX FLAT) Building No.C/1 & C/2. C/3 & C/4**

Sl No.	Description of item	2 nd Floor						Upper 2nd floor						Total
		Balcony	Living /Dining	Kitchen	Bed Room	Common Toile	Store	Lobby	Common Toilet	Bed Room	Balcony	M/ Bed Room	Attach Bath Room	
01	Light point with ceiling rose.		2		1			1		1		1	1	6
02	Light point with batten holder.	1	2	1	1	1	1	1	1	1	1	1	1	13
03	fan point with modular stepped regulator.	1	3		1			1		1		1	1	8
04	Exhaust fan point with ceiling rose.			1		1			1				1	4
05	Foot light (make- Havells)		1		1					1		1		4
06	Call bell point with bell push.							1						1
07	5A 5pin plug point on board.	1	2		1		1	1		1	1	1		9
08	5A 5pin plug point on separate board.		1	1	2					2		2		8
09	15A plug point with 15A switch & 15A 5 pin socket.		1	1		1			1				1	5
10	AC starter with 25A plug socket.				1							1		2
11	T.V. Antena point with TV socket.		1									1		2
12	Telephone point with telephone socket.		1									1		2
13	Call Bell.							1						1
14	4-way TPN DB with 63A 4P isolator as incommer and out going 20A-3nos, 16A-6nos and 32A-3nos SP MCB		1											1
15	2+6-way SPN DB with 40A DP MCB isolator as incoming and outgoing 6A-6nos SPMCB.		1					1						2









Ground Floor

Inventory of Electrical Fitting & Fixture Fitted in Internal Electrical Installation of 2-Storeyed type -A Duplex House Bungalow at Himalaya Kanya Housing Project -III at Siliguri 17 Nos. Houses

Location	Lights point	Fan Point	Exhaust Fan Point	5Amp Plug on Board	5Amp Plug (Separate)	15 Amp Plug	15Amp Plug with A/C Starter	32 Amp DP Mainswitch	2+4 Way MCB DB	2+6 Way MCB DB	T.V. Point	Telephone Plug	Call Bell Point	Bulk Head Fitting	Hanging Fitting	C.G. Fitting	
Front Entrance	2																
Living & Dining	4	2		3	1	1					1	1	1		1		
Kitchen	1		1		1	1											
Toilet	1		1			1											
Back Entry	1															1	
Outer Wall	2													3			
Total	11	2	2	3	2	3					1	1	1	3	1	1	
Common Staircase and Roof	6							1	1	2				1			
Total	17	2	2	3	2	3		1	1	2	1	1	1	4	1	1	

1st Floor

Inventory of Electrical Fitting & Fixture Fitted in Internal Electrical Installation of 2- Storied type -A Duplex House  
Bungalow at Himalaya Kanya Housing Project -III at Siliguri 17 Nos. Houses

Location	Lights point	Fan Point	Exhaust Fan oint	Foot Light Fiting	5Amp Plug on Board	5Amp Plug (Separate)	15 Amp Plug	15Amp Plug with A/C Starter	32 Amp DP Mainswitch	2+4 Way MCB DB	2+6 Way MCB DB	T.V. Point	Telephone Plug	Call Bell Point	Bulk Head Fitting	Fancy Light fitting	C.G. Fitting
Bed Room-1	3	1		1	1	1	1					1	1				
Bed Room-2	3	1		1	1	1		1									
Famaly Space	3	1		1	1									1			
Toiler-1	1		1				1										
Open Terace	1																
Total	11	3	1	3	3	2	2	1				1	1	1			

## INVENTORY

Name Of work:- Electrical Installation work of each flat including Fitting & fixture, gate light & pump motor set at (G+4) residential building at 4/wb/34 Hochi Minh Sarani within Sarsuna Housing Project ( Area light & Common Space )

In each Flat (2+12way spn BDB (ABB make) with 40amp isolator & 10 nos MCBs )

	Fan point	Light Pt	Samp on board	15amp	Seprate5 amp	T.V point	Tele	EX Fan	Call bell
Liv dining	2	2	2	1	x	1	1	x	1
Bedroom1	1	2	1	1	1	x	x	x	x
M.Bed room	1	2	1	1	1	x	x	x	x
Attach Toilet	X	1	X	1	x	x	x	1	x
Toilet	X	1	X	1	x	x	x	1	x
Kitchen	X	1	X	1	2	x	x	1	x
Veranda	x	1	x	x	x	x	x	x	x

Area light, Stair case & gate light, common service

Description of Item	Quantity		
Bajaj make Post top fitting incl 2nos 18watt CFL lamp	6nos	On gate top	K-Lite
Outdoor type wall fitting incl. 18watt CFL lamp with all accessories	20nos	Outside wall of the building	K-Lite
Down lighter type wall bracket fitting 1no 20watt CFL lamp	2nos	Display light at outside gate	K-lite
4ft tube light fitting incl. 36watt lamp fixed on ceiling	40nos	Stair & garage	Philips
32a 2pole MCB in steel Enclosure in common frame	20nos	At electrical duct in gr floor	ABB
63a 4pole MCB in steel Enclosure in common frame	1 no	At electrical duct in gr floor	ABB
TPN Vertical BDB incl 63a isolator as incomer & 5nos 10to32a MCB	1no	At electrical duct in gr floor	ABB
2+4way spn BDB (ABB make) with 25amp isolator & 4 nos MCBs	2nos	At electrical duct in gr floor	ABB

Pump Room, Duty room

TPN Vertical BDB incl 63a isolator as incomer & 6nos 10to32a MCB	1no	Pump Room	ABB
32amp TPN Main switch	1no	Pump Room	havells
FASD Starter	2nos	Pump Room	L&T
5 HP centrifugal pumps complete with 3ph 50Hz Sq.cage induction motor.	2set	Pump Room	Crompton/BE
2+4way spn BDB (ABB make) with 25amp isolator & 4 nos MCBs	1no	Duty room	ABB

Handed over

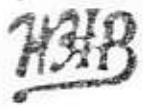
Taken over

**Inventory of 5 passenger 340kgs manually operated lift at 4/WB/34, Hochi Minh Sarani with  
in Sarsuna Housinh Project under W.B.HOUSING BOARD.**

Sl no	Description of Items.	QTY
1	5 passenger lift having 340 kgs capacity serving 5 landings all on same side, travel height 12.00 mtr(Approx) having a speed of 0.63 MPS, variable speed with V3F drive unit. Automatic push button down collective control, with or with attendant, M.S. sheet metal painted car enclosure, M.S. collapsible Doors both for car and landing,.	1 SET

HANDING OVER IN GOOD CONDITION & WORKING CONDITION.

TAKEN OVER IN GOOD &  
WORKING CONDITION.



# WEST BENGAL HOUSING BOARD

(ESTD. UNDER W.B. ACT. XXXII. OF 1972)

(A B A S A N)

105, S. N. BANERJEE ROAD  
KOLKATA - 700 014

2265-1965, 2244-0950  
2244-1967, 2244-8968  
2244-3966, 2244-4974  
2249-0979

Fax : (033) 2244-1430  
(033) 2244-0979  
(033) 2246-7250

No.....H.B.

Date.....200

## INVENTORY LIST OF STREET LIGHT FOR FOUR NOS LIG AND ONE NO. MIG TYPE BUILDING AT THAKUR- PUKUR HOUSING PROJECT :: P H A S E - V B

### STREET LIGHT

- |  |            |           |
|--|------------|-----------|
| 1) 3 Mtr. G.I. pole with C.I loop box                                | (LIG Area) | - 9 Nos.  |
| 2) Gate light with C.I. loop box                                     |            | - 2 Nos.  |
| 3) Post top lantern fitting 125 Watt                                 |            | -11 Nos.  |
| 4) (Make philips) lot No.<br>HPC 101/125 watt HPF                    |            |           |
| 4) 3 Mtr. G.I. pole with C.I loop box                                |            | - 1 No.   |
| 5) Gate light with C.I. loop box                                     |            | - 2 Nos.  |
| 6) Post top lantern fitting make<br>Philips lot HPC 101/125 watt HPF |            | - 3 Nos.  |
| 7) 2 Core 6 Sqmm PVC Cable<br>for Street light control               |            | - L/S.    |
| 8) Earthing  |            | - 12 Set. |

Taken Over:

Handed over:



# WEST BENGAL HOUSING BOARD

(ESTD. UNDER W.B. ACT. XXXII. OF 1972)

(A B A S A N)

105, S. N. BANERJEE ROAD  
KOLKATA - 700 014

2265-1965, 2244-0950  
2244-1967, 2244-8968  
2244-3966, 2244-4974  
2249-0979

Fax : (033) 2244-1480  
(033) 2244-0979  
(033) 2246-7250

No.....H.B.

Date.....200

## INVENTORY LIST OF MANAGEMENT OFFICE FOR LIG BUILDING AT THAKURPUKUR HOUSING PRO- JECT :: PHASE-VB

Light point	•••••	7 Points
Fan point	•••••	5 Points
5amp plug point with control switch	•••••	2 Points
15 Amp point with control switch	•••••	1 point
32 Amp SPN Main switch	•••••	1 Pc
6 Way DB with Incomer		
40 Amp DP & outgoing -		
6Amp	•••••	3 Nos
10Amp	•••••	1 No
Bulkhead Fitting (BAJAJ MAKE)	•••••	1 No
40W Single Tube light fitting	•••••	5 Nos
Ceiling fan	•••••	5 Nos
Step Regulator	•••••	5 Nos
Buttan holder	•••••	1 Pc

Taken over:

Handed over:



## WEST BENGAL HOUSING BOARD

(ESTD. UNDER W.B. ACT. XXXII. OF 1972)

(A B A S A N)

105, S. N. BANERJEE ROAD

KOLKATA - 700 014

2265-1965, 2244-0950

2244-1967, 2244-8968

2244-3966, 2244-4974

2249-0979

Fax : (033) 2244-1480

(033) 2244-0979

(033) 2246-7250

No.....H.B.

Date.....200

Inventory list of Electrical fitting and  
fixtures installed in pump house 4nos.  
LIG building & 1 no. MIG type building  
at Thakurpukur Phase-VB

1. 440V 7.5 H.P. Centrifugal pump motor set 2" x 2" suction  
and delivery 1450 R.P.M TEPC squirrel cage Induction motor  
Pump make - BE & motor make ~~comp~~ ton 2 sets  
(A) pump model no. AA 5120KK  
Serial no. 359896  
Motor serial no. IOJ10293  
(B) pump model no. AA5120KK  
Serial no. 359897  
Motor serial no. K8G5377  
*Guarantee Card & Test Certificate for Centrifugal Pump/motor sets → 2 sets.*
2. Cubical type control panel for centrifugal P/M set
 

440V 63amp TPN SF unit	1no.
100Amp BBC 440V(standard)	1set
0-500V volt meter with selector switch	1set
0-30A Ammeter make AE	2sets
Pilot lamp with fuse	3nos.
32Amp TP SFU	2nos.
Star Delta starter Make LT	2 sets
32Amp DP MCB	2 nos.
16Amp DP MCB	1 no.
32Amp DP main Switch for St. light	2 nos.

Internal Wiring

Light point	3 point
5amp plug	1 no. on Board
B/Head fitting	3 nos.

Submersible pump motor set

440V 5 H.P. submersible pump  
motor set make KSB  
model no. DPD 242/04A  
serial no. 0025949905  
with necessary 65nos. dia G.I. column pipe 1 set  
*Guarantee Card & Test Certificate for Submersible Pump/motor set - 1 set.*

Contd.....2



# WEST BENGAL HOUSING BOARD

(ESTD. UNDER W.B. ACT. XXXII. OF 1972)

(A B A S A N)

105, S. N. BANERJEE ROAD  
KOLKATA - 700 014

2265-1965, 2244-0950

2244-1967, 2244-8968

2244-3966, 2244-4974

2249-0979

Fax : (033) 2244-1480

(033) 2244-0979

(033) 2246-7250

No.....H.B.

(2)

Date.....200

Control panel for operation of submersible pump-motor set	
415V 32Amp TPN (Make Havells)	1 set
415V 60Amp BBC	1 set
0-500V volt meter with selector switch	1 set
0-30Amp Ammeter make AE	1 set
Pilot lamp with fuse	3 nos.
240V 16amp SFU make Havells	1 nos.
DOL Starter type MK-1	
make LT	1 no.
Earthing with 50mm dia G.I. pipe	2 set
Inter connection complete as necessary for operation of P/make set	

Taken Over

Handed Over

Sankar/11



**HIMALAYA KANYA HOUSING PROJECT (PH-III)**  
under WEST BENGAL HOUSING BOARD, SILIGURI

INVENTORY OF CIVIL FITTINGS AND FIXTURE OF C-type Building for a Single unit above Duplex unit

SINGLE UNIT ~~ad-hoc face~~

12750+

Free face/ Join face

1	Solid Flush Door with Sal Frame		
	i) Decorative	: 1	Nos.
	ii) Commercial	: 2	Nos.
2	P.V.C. Door	: 2	Nos.
3	F.R.P. Shutter	:	
	i) with Sal frame	: 1	Nos.
	ii) with F.R.P. frame	: 1	Nos.
4	Aluminium Windows (Openable/fixed) with grill, handle & hinge:	: 9 / 7	Nos.
5	Iron Oxidised Hasp Bolt (250 mm long)	: 4	Nos.
6	Aluminium anodised D-Type Handle		
	ii) 150 mm long	: 14	Nos.
7	Aluminium anodised Tower/Socket Bolt		
	i) 250 mm long	: 5	Nos.
	ii) 150 mm long	: 9	Nos.
8	Aluminium anodised Door Stopper	: 4	Nos.
9	P. V. C. Buffer Block	: 4	Nos.
10	Iron Butt Hinge (100mm long)	: 18	Nos.
11	Aluminium anodised Butt Hinge 100 mm long	: 6	Nos.
12	Magic Eye	: 1	Nos.
13	Godrej Night Lock	: 1	Nos.
14	Stainless steel sink	: 1	Nos.
15	C.P. body Blb Cock (Short)	: 3	Nos.
28	C.P. Angular Stop Cock	: 11	Nos.
17	Wall mixture	: 2	Nos.
18	Basin Mixer	: 2	Nos.
19	Sink Cock	: 1	Nos.
20	Mirror with shelf	: 2	Nos.
21	Wash Basin with Connecting Pipes	: 2	Nos.
22	Waste pipe with fittings	: 3	Nos.
23	E.P.W.C. with Lid	: 2	Nos.
24	P.V.C. low down cistern with connections Pipes & Flush Pipes	: 2	Nos.
25	C. P. Soap dish	: 2	Nos.
26	C. P. Shower Rose	: 2	Nos.
27	C. P. Towel Rail (600mm long)	: 2	Nos.

N.B.-> (Total 8 (Eight) unit , 4 nos in join face and 4 nos. in free face)

Handed Over

Taken Over

# HIMALAYA KANYA HOUSING PROJECT (PH-III)

## under WEST BENGAL HOUSING BOARD, SILIGURI

### INVENTORY OF CIVIL FITTINGS AND FIXTURE OF C-type Building for a Duplex unit above in Duplex unit

		8500+		9750+		Total	
		Free face/ Join face		Free face/ Join face		Free face/ Join face	
1	Solid Flush Door with Sal Frame	1	Nos.	0	Nos.	1	Nos.
	i) Decorative	2	Nos.	3	Nos.	5	Nos.
	ii) Commercial	1	Nos.	2	Nos.	3	Nos.
2	P.V.C. Door						
3	F.R.P. Shutter	1	Nos.	0	Nos.	1	Nos.
	i) with Sal frame	6 / 5	Nos.	6	Nos.	12 / 11	Nos.
4	Aluminium Windows (Openable/fixed) with grill, handle & hinge:	1	Nos.	0	Nos.	1	Nos.
5	Aluminium Door ( four shutter)	3	Nos.	2	Nos.	5	Nos.
6	Iron Oxidised Hasp Bolt (250 mm long )						
7	Aluminium anodised D-Type Handle	12 / 10	Nos.	10	Nos.	22 / 20	Nos.
	ii) 150 mm long						
8	Aluminium anodised Tower/Socket Bolt	6	Nos.	3	Nos.	9	Nos.
	i) 250 mm long	6	Nos.	7	Nos.	13	Nos.
	ii) 150 mm long	2	Nos.	0	Nos.	2	Nos.
	iii) 100 mm long	4	Nos.	3	Nos.	7	Nos.
9	Aluminium anodised Door Stopper	4	Nos.	3	Nos.	7	Nos.
10	P. V. C. Buffer Block	15	Nos.	12	Nos.	27	Nos.
11	Iron Butt Hinge (100mm long)	15	Nos.	6	Nos.	21	Nos.
12	Aluminium anodised Butt Hinge (100 mm long)	1	Nos.	0	Nos.	1	Nos.
13	Magic Eye	1	Nos.	0	Nos.	1	Nos.
14	Godrej Night Lock	1	Nos.	0	Nos.	1	Nos.
15	Stainless steel sink	2	Nos.	2 / 3	Nos.	4 / 5	Nos.
16	C.P. body Bib Cock (Short)	6	Nos.	10	Nos.	16	Nos.
17	C.P. Angular Stop Cock	1	Nos.	2	Nos.	3	Nos.
18	Wall mixture	1	Nos.	2	Nos.	3	Nos.
19	Basin Mixer	1	Nos.	0	Nos.	1	Nos.
20	Sink Cock	1	Nos.	2	Nos.	3	Nos.
21	Mirror with shelf	1	Nos.	2	Nos.	3	Nos.
22	Wash Basin with Connecting Pipes	2	Nos.	2	Nos.	4	Nos.
23	Waste pipe with fittings	1	Nos.	2	Nos.	3	Nos.
24	E.P.W.C. with Lid	1	Nos.	2	Nos.	3	Nos.
25	P.V.C. low down cistern with connections Pipes & Flush Pipes	1	Nos.	2	Nos.	3	Nos.
26	C. P. Soap dish	1	Nos.	2	Nos.	3	Nos.
27	C. P. Shower Rose	1	Nos.	2	Nos.	3	Nos.
28	C. P. Towel Rail (600mm long)	1	Nos.	2	Nos.	3	Nos.

N.B.-: (Total 8 (Eight) unit , 4 nos in join face and 4 nos. in free face)

Handed Over

Taken Over

# HIMALAYA KANYA HOUSING PROJECT (PH-III)

## under WEST BENGAL HOUSING BOARD, SILIGURI

INVENTORY OF CIVIL FITTINGS AND FIXTURE OF C-type Building for a Duplex unit above in Triplex unit

		5500+	6750+	Total
		Free face/ Join face	Free face/ Join face	Free face/ Join face
1	Solid Flush Door with Sal Frame			
	i) Decorative	1 Nos.	0 Nos.	1 Nos.
	ii) Commercial	2 Nos.	3 Nos.	5 Nos.
2	P.V.C. Door	1 Nos.	2 Nos.	3 Nos.
3	F.R.P. Shutter			
	i) with Sal frame	1 Nos.	0 Nos.	1 Nos.
4	Aluminium Windows (Openable/fixed) with grill, handle & hinge:	6 / 5 Nos.	6 Nos.	12 / 11 Nos.
5	Aluminium Door ( four shutter)	1 Nos.	0 Nos.	1 Nos.
6	Iron Oxidised Hasp Bolt (250 mm long )	3 Nos.	2 Nos.	5 Nos.
7	Aluminium anodised D-Type Handle			
	i) 150 mm long	12 / 10 Nos.	10 Nos.	22 / 20 Nos.
8	Aluminium anodised Tower/Socket Bolt			
	i) 250 mm long	6 Nos.	3 Nos.	9 Nos.
	ii) 150 mm long	6 Nos.	7 Nos.	13 Nos.
	iii) 100 mm long	2 Nos.	0 Nos.	2 Nos.
9	Aluminium anodised Door Stopper	4 Nos.	3 Nos.	7 Nos.
10	P. V. C. Buffer Block	4 Nos.	3 Nos.	7 Nos.
11	Iron Butt Hinge (100mm long)	15 Nos.	12 Nos.	27 Nos.
12	Aluminium anodised Butt Hinge (100 mm long)	15 Nos.	6 Nos.	21 Nos.
13	Magic Eye	1 Nos.	0 Nos.	1 Nos.
14	Godrej Night Lock	1 Nos.	0 Nos.	1 Nos.
15	Stainless steel sink	2 Nos.	2 Nos.	4 Nos.
16	C.P. body Bib Cock (Short)	6 Nos.	10 Nos.	16 Nos.
17	C.P. Angular Stop Cock	1 Nos.	2 Nos.	3 Nos.
18	Wall mixture	1 Nos.	2 Nos.	3 Nos.
19	Basin Mixer	1 Nos.	0 Nos.	1 Nos.
20	Sink Cock	1 Nos.	2 Nos.	3 Nos.
21	Mirror with shelf	1 Nos.	2 Nos.	3 Nos.
22	Wash Basin with Connecting Pipes	2 Nos.	2 Nos.	4 Nos.
23	Waste pipe with fittings	1 Nos.	2 Nos.	3 Nos.
24	E.P.W.C. with Lid	1 Nos.	2 Nos.	3 Nos.
25	P.V.C. low down cistern with connections Pipes & Flush Pipes	1 Nos.	2 Nos.	3 Nos.
26	C. P. Soap dish	1 Nos.	2 Nos.	3 Nos.
27	C. P. Shower Rose	1 Nos.	2 Nos.	3 Nos.
28	C. P. Towel Rail (600mm long)	1 Nos.	2 Nos.	3 Nos.

N.B.:- (Total 8 (Eight) unit , 4 nos in join face and 4 nos. in free face)

Handed Over

Taken Over

**HIMALAYA KANYA HOUSING PROJECT (PH-III)**  
under WEST BENGAL HOUSING BOARD, SILIGURI

**INVENTORY OF CIVIL FITTINGS AND FIXTURE OF C-type Building for a TRIPLEX unit**

		750+	2500+	3750+	Total
		Free face/ Join face	Free face/ Join face	Free face/ Join face	Free face/ Join face
1	Solid Flush Door with Sal Frame				
	i) Decorative	0 Nos.	1 Nos.	0 Nos.	1 Nos.
	ii) Commercial	3 Nos.	1 Nos.	3 Nos.	7 Nos.
2	P.V.C. Door	2 Nos.	1 Nos.	2 Nos.	5 Nos.
3	F.R.P. Shutter				
	i) with Sal frame	0 Nos.	1 Nos.	0 Nos.	1 Nos.
4	Aluminium Windows (Openable/fixed) with grill, handle & hinge:	6 Nos.	6 / 5 Nos.	6 Nos.	18 / 17 Nos.
5	Aluminium Door ( four shutter)	0 Nos.	1 Nos.	0 Nos.	1 Nos.
6	Iron oxidised Hasp Bolt (250 mm long )	2 Nos.	2 Nos.	2 Nos.	6 Nos.
7	Aluminium anodised D-Type Handle				
	i) 150 mm long	10 Nos.	10 Nos.	10 Nos.	30 Nos.
8	Aluminium anodised Tower/Socket Bolt				
	i) 250 mm long	3 Nos.	5 Nos.	3 Nos.	11 Nos.
	ii) 150 mm long	7 Nos.	5 Nos.	7 Nos.	19 Nos.
	iii) 100 mm long	0 Nos.	2 Nos.	0 Nos.	2 Nos.
9	Aluminium anodised Door Stopper	3 Nos.	3 Nos.	3 Nos.	9 Nos.
10	P. V. C. Buffer Block	3 Nos.	3 Nos.	3 Nos.	9 Nos.
11	Iron Butt Hinge (100mm long)	12 Nos.	11 Nos.	12 Nos.	35 Nos.
12	Aluminium anodised Butt Hinge i) 100 mm long	6 Nos.	15 Nos.	6 Nos.	27 Nos.
13	Magic Eye	0 Nos.	1 Nos.	0 Nos.	1 Nos.
14	Godrej Night Lock	0 Nos.	1 Nos.	0 Nos.	1 Nos.
15	Stainless steel sink	0 Nos.	1 Nos.	0 Nos.	1 Nos.
16	C.P. body Bib Cock (Short)	2 Nos.	2 Nos.	2 Nos.	6 Nos.
17	C.P. Angular Stop Cock	10 Nos.	6 Nos.	10 Nos.	26 Nos.
18	Wall mixture	2 Nos.	1 Nos.	2 Nos.	5 Nos.
19	Basin Mixer	2 Nos.	1 Nos.	2 Nos.	5 Nos.
20	Sink Cock	0 Nos.	1 Nos.	0 Nos.	1 Nos.
21	Mirror with shelf	2 Nos.	1 Nos.	2 Nos.	5 Nos.
22	Wash Basin with Connecting Pipes	2 Nos.	1 Nos.	2 Nos.	5 Nos.
23	Waste pipe with fittings	2 Nos.	2 Nos.	2 Nos.	6 Nos.
24	E.P.W.C. with Lid	2 Nos.	1 Nos.	2 Nos.	5 Nos.
25	P.V.C. low down cistern with connections Pipes & Flush Pipes	2 Nos.	1 Nos.	2 Nos.	5 Nos.
26	C. P. Soap dish	2 Nos.	1 Nos.	2 Nos.	5 Nos.
27	C. P. Shower Rose	2 Nos.	1 Nos.	2 Nos.	5 Nos.
28	C. P. Towel Rail (600mm long)	2 Nos.	1 Nos.	2 Nos.	5 Nos.

N.B.- (Total 8 (Eight) unit , 4 nos in join face and 4 nos. in free face)

Handed Over

Taken Over

**HIMALAYA KANYA HOUSING PROJECT (PH-III)**  
under WEST BENGAL HOUSING BOARD, SILIGURI

**COMMON SPACE FOR single B-type**

<u>ATTIC ROOM</u>		
		: 10 Nos.
1	Stair Case Windows	: 02 Nos.
2	F.R.P Door	: 06 Nos.
3	Iron Butt Hinge (100mm long)	: 04 Nos.
4	AL. Anodized D- type handle (200mm long)	: 02 Nos.
5	Aluminium anodised Tower/Socket Bolt (150 mm)	: 02 Nos.
6	AL. Anodized hasp Bolt (200mm long )	
<u>LIFT MACHINE ROOM</u>		
		: 01 No.
1	F.R.P Door	: 03 Nos.
2	Iron Built Hinge (100mm)	: 03 Nos.
3	AL. anodised Butt Hinge (100mm)	: 01 No.
4	AL. anodised hasp Bolt (250mm long )	: 02 No.
5	AL. anodised D – Type handle (200mm Long)	: 01 No.
6	AL. anodised tower/Socket Bolt (200mm long )	: 01 No.
7	AL. Window (Openable) with grill hinge & handle	
<u>WATER SUPPLY ARRANGEMENT FROM OVER-HEAD RESERVOIR WITH DIFFERENT DIAMETERS</u>		
		: 02 Nos.
1	P.V.C. Tank – 4000 ltrs capacity	
2	Peet's valve on roof/above roof	: 02 Nos.
	i) 40 mm dia	: 08 Nos.
	ii) 32 mm dia	: 08 Nos.
	iii) 25 mm dia	
<u>M.S. Stair meant for Lift Machine Room</u>		
		: 01 No.

Handed Over

Taken Over



**HIMALAYA KANYA HOUSING PROJECT (PH-III)**  
under WEST BENGAL HOUSING BOARD, SILIGURI

**COMMON SPACE FOR single C-type for each block (Total 4 four nos. blocks)**

<b>ATTIC ROOM</b>		
1 Aluminium Window (Openable) with grill hinge & handle at Stair Case	:	1 Nos.
i) Fixed	:	9 Nos.
ii) Openable	:	1 Nos.
2 F.R.P Shutter with Sal frame	:	3 Nos.
3 Iron Butt Hinge (100mm long)	:	2 Nos.
4 Aluminium Anodized D- type handle (200mm long)	:	1 Nos.
5 Aluminium anodised Tower/Socket Bolt (150 mm)	:	1 Nos.
6 Iron oxidised hasp Bolt (200mm long)	:	1 Nos.

<b>LIFT MACHINE ROOM</b>		
1 F.R.P shutter with F.R.P. frame	:	1 Nps.
2 Iron Built Hinge (100mm)	:	3 Nos.
3 Aluminium. anodised Butt Hinge (100mm)	:	0 Nos.
4 Iron Oxidised hasp Bolt (250mm long)	:	1 Nos.
5 Aluminium anodised D – Type handle (150mm Long)	:	2 Nos.
6 Aluminium anodised tower/Socket Bolt	:	1 Nos.
i) 200 mm long	:	1 Nos.
ii) 150 mm long	:	1 Nos.
7 Aluminium Window (Openable) with grill hinge & handle	:	1 Nos.
i) Fixed	:	0 Nos.
ii) Openable	:	0 Nos.

**WATER SUPPLY ARRANGEMENT FROM OVER-HEAD**

1 P.V.C. Tank – 4000 ltrs capacity	:	2 Nos.
2 Peet's valve on roof/above roof	:	1 Nos.
i) 40 mm dia	:	14 Nos.
iii) 25 mm dia	:	12 Nos.
iv) 20 mm dia	:	0 Nos.
M.S. Stair meant for Lift Machine Room	:	

Handed Over

Taken Over

**HIMALAYA KANYA HOUSING PROJECT (PH-III)**  
under WEST BENGAL HOUSING BOARD, SILIGURI

**INVENTORY OF CIVIL FITTINGS AND FIXTURE FOR MANAGEMENT BUILDING**

	Gr. Floor	1st Floor
1 Solid Flush Door with Sal Frame	4 Nos.	4 Nos.
i) Commercial	2 Nos.	1 Nos.
2 P.V.C. Door	1 Nos.	0 Nos.
3 Grill gate	9 Nos.	9 Nos.
4 Aluminium Windows (Openable/fixed) with grill, handle & hinge:	2 Nos.	4 Nos.
5 Grill window	4 Nos.	1 Nos.
6 Aluminium anodised Hasp Bolt (250 mm long)		
7 Aluminium anodised D-Type Handle	0 Nos.	1 Nos.
i) 200 mm long	12 Nos.	10 Nos.
ii) 150 mm long		
8 Aluminium anodised Tower/Socket Bolt	4 Nos.	4 Nos.
i) 250 mm long	8 Nos.	6 Nos.
ii) 150 mm long	4 Nos.	4 Nos.
9 Aluminium anodised Door Stopper	16 Nos.	16 Nos.
10 Iron Butt Hinge (100mm long)	6 Nos.	3 Nos.
11 Aluminium anodised Butt Hinge (100 mm long)	6 Nos.	3 Nos.
12 C.P. body Bib Cock (Short)	3 Nos.	2 Nos.
13 C.P. Angular Stop Cock	1 Nos.	1 Nos.
14 Concealed Stop cock	1 Nos.	0 Nos.
15 Valve 25 mm	2 Nos.	1 Nos.
16 Mirror without shelf	2 Nos.	1 Nos.
17 Wash Basin with Connecting Pipes	2 Nos.	1 Nos.
18 Waste pipe with fittings	2 Nos.	1 Nos.
19 E.P.W.C. with Lid	2 Nos.	1 Nos.
20 P.V.C. low down cistern with connections Pipes & Flush Pipes	2 Nos.	1 Nos.
21 C. P. Soap dish	2 Nos.	1 Nos.
22 C. P. Shower Rose	2 Nos.	1 Nos.
23 C. P. Towel Rail (600mm long)	2 Nos.	1 Nos.
24 C. P. Gratings	2 Nos.	1 Nos.

Handed Over

Taken Over

**HIMALAYA KANYA HOUSING PROJECT (PH-III)**  
under WEST BENGAL HOUSING BOARD  
SILIGURI REGIONAL OFFICE

**INVENTORY OF CIVIL FITTINGS AND FIXTURES FOR 1(one) no. Plot with House**

		Gr. Floor	1st Floor	Mumty Room
1	Iron Copper oxidised Hasp Bolt (250 mm long )	03 Nos.	04 Nos.	01 No.
2	Aluminium anodised D- Type Handle			
	i) 200 mm long	08 Nos.	08 Nos.	01 No.
	ii) 150 mm long	02 Nos.	02 Nos.	
3	Aluminium anodised Tower/Socket Bolt			
	ii) 250 mm long	04 Nos.	04 Nos.	
	iii) 150 mm long	06 Nos.	06 Nos.	
4	Aluminium anodised Door Stopper	02 Nos.	03 Nos.	
5	P. V. C. Buffer Block	03 Nos.	03 Nos.	
6	Iron Butt Hinge ( 100mm long )	15 Nos.	16 Nos.	03 Nos.
7	Aluminium anodised Butt Hinge ( 100 mm long)	03 Nos.	03 Nos.	
8	Godrej Night Lock	01 No.		
9	Wall mixture	01 No.	01 No.	
10	Solid Flush Door	03 Nos.	04 Nos.	
11	P.V.C. Door	01 No.	01 No.	
12	(I) F.R.P. Door (Single Shutter)	01 No.		01 No.
13	Aluminium Windows (Openable/fixed) with grill, handle & hinge	09 Nos.	10 Nos.	03 Nos.
14	Stainless steel sink	01 No.		
15	Peet's valve 15 mm dia	01 No.		
16	Wash Basin with Connecting Pipes (550 mm x 400 mm)	01 No.	01 No.	
17	Waste pipe with fittings	02 Nos.	01 No.	
18	E.P.W.C. with Lid	01 No.	01 No.	
19	P.V.C. low down cistern with connections Pipes & Flush Pipes	01 Set	01 Set	
20	C. P. Soap dish	01 No.	01 No.	
21	C. P. Shower Rose	01 No.	01 No.	
22	C. P. Towel Rail (600mm long)	01 No.	01 No.	
23	C. P. Gratings	02 Nos.	01 No.	
24	Basin Mixer	01 Set	01 Set	
25	C.P. Short body Bib Cock	02 Nos.	01 No.	
26	C.P. Angular Stop Cock	06 Nos.	05 Nos.	
27	P.V.C. Tank – 500 ltrs capacity	01 No.		
28	Peet's valve	01 No.		01 No.

Handed Over

Taken Over



**HIMALAYA KANYA HOUSING PROJECT (PII-III)**  
under WEST BENGAL HOUSING BOARD, SILIGURI

**INVENTORY OF CIVIL FITTINGS AND FIXTURE FOR B-type**

		Back Side/Front Side
1	Iron Copper Oxidised Hasp Bolt (250 mm long )	04 Nos.
2	Aluminium anodised D-Type Handle	
	i) 200 mm long	12 Nos./14 Nos.
	ii) 150 mm long	04 Nos.
3	Aluminium anodised Tower/Socket Bolt	
	i) 250 mm long	06 Nos. /07 Nos.
	ii) 150 mm long	10 Nos./11 Nos.
4	Aluminium anodised Door Stopper	06 Nos./07 Nos.
5	P. V. C. Buffer Block	06 Nos./07 Nos.
6	Iron Butt Hinge (100mm long)	24 Nos. / 28 Nos.
7	Aluminium anodised Butt Hinge (100mm long)	06 Nos.
8	Godrej Night Lock	01 No.
9	Magic Eye	01 No.
10	Solid Flush Door	05 Nos./06 Nos.
11	P.V.C. Door	02 Nos.
12	F.R.P. Door (Single Shutter)	01 No.
13	Aluminium Windows (Openable/fixed) with grill, handle & hinge:	11 Nos./10 Nos.
14	Stainless steel sink	01 No.
15	Peet's valve 15 mm dia	01 No.
16	Wash Basin with Connecting Pipes (550 mm x 400 mm)	03 No.
17	Waste pipe with fittings	02 Nos.
18	E.P.W.C. with Lid	02 Nos.
19	P.V.C. low down cistern with connections Pipes & Flush Pipes	02 Nos.
20	C. P. Soap dish	02 Nos.
21	C. P. Shower Rose	02 Nos.
22	C. P. Towel Rail (600mm long)	02 Nos.
23	C. P. Gratings	03 Nos.
24	Mirror with shelf	02 Nos.
25	Basin Mixer	01 Set
26	(i) C.P. Long body Bib Cock	01 No.
	(ii) C.P. Short body Bib Cock	03 Nos.
27	C.P. Angular Stop Cock	07 Nos.
28	Concealed Stop Cock	02 Nos.
29	Wall mixture	01 No.
30	Pillar Cock	01 No.

Handed Over

Taken Over

G+4 Type

(3)

INVENTORY LIST OF FITTINGS AND FIXTURES  
FOR A1 & A2 TYPE HOUSES AT MATERIAL  
HIMRA HOUSING PROJECT, PH-II UNDER  
HHSR HOUSING BOARD.

FLAT NO.	BLOCK NO.	
Sl. PARTICULARS OF ITEMS.	QUANTITY	
No.	A1 Type	A2 Type
<u>(A) HARDWARE MATERIALS.</u>		
1. Wooden door frame with decorative flush door.	1	1
2. Wooden door frame with panel shutter.	4	3
3. PVC door frame with PVC shutter.	2	2
4. Wooden door frame with F.R.P. SHUTTER.	*	1
5. Aluminium window with glass panes	10	10
6. Aluminium door with glass panes	1	1
7. Aluminium Hasp Bolt	4	4
8. Magic eye	1	1
9. Aluminium "D" Handle	14	14
10. Aluminium Tower Bolt(225mm/150mm)	5/9	4/8
11. Aluminium Door Stopper	6	5
12. Iron Pad bolt(Lock)	1	1
13. Aluminium window Handle	16	16
14. Godrej Merville lock latch with keys(7 levers)	1	1
15. Rubber buffer	8	6
<u>(B) SANITARY &amp; PLUMBING MATERIALS :</u>		
1. <del>Anglo Indian</del> <sup>E.P.</sup> Indian W.C.	1	1
2. EPWC(Commode)	1	1
3. 10 Ltr. PVC Lowdown cistern	2	2
4. Stainless steel kitchen sink	1	1
5. Mirror	2	2
6. C.P. Tower rail	2	2
7. C.P. Longbody Bib cock	1	1
8. C.P. Bibcock (Delux)	4	4
9. C.P. <del>Whitist dyp/vpvl</del> <sup>Angular stopcock</sup>	4	4
10. C.P. Pillar cock	2	2
11. C.P. Sower Rose	2	2
12. Wash basin	2	2
13. C.P. Soap Tray	2	2
14. Glass Shelf	2	2
15. C.P. Concealed stop cock	1	1
16. C.P. Wall Mixer	1	1

Signature of Officer-In-Charge  
for Handing Over Possession.

Signature of Allocated  
who is Taking Over  
Possession

B-Type  
INVENTORY LIST OF FINISHING ~~A-B~~ FLATS  
FORM-I-G. TYPE FLATS AT MATHKAL NIMTA  
HOUSING PROJECT, PHASE-II

FLAT NO.

BLOCK NO.

Sl. No. Particulars of Items Quantity Remarks

A) AREWARE :

1. Wooden Door Frame with panel shutter	3	
2. PVC Door frame with shutter	2	
3. Steel Window with glass panes	8/7	
4. F.R.P. Door Shutter	2	
5. Neph Bolt	4	
6. Magic Eye	1	
7. 'D' Handle	9	
8. Al. Tower Bolt (225mm/150mm)	4/8	
9. Al. Sliding door stopper	5	
10. Al. silencer rubber buffer	5	
11. Iron pad bolt	1	
12. Steel Handle	20/17	
13. Steel neg stay	20/17	
14. Godrej Night lock with latch	1	

B) SANITARY & PLUMBING :

1. Anglo Indian W.C.	1	
2. EPWC (Commode)	1	
3. 10 Ltr. PVC lowdown Cistern	2	
4. Stainless steel kitchen sink	1	
5. Mirror	2	
6. Towel Rail	2	
7. CP Bib cock (Ordinary)	9	
8. CP Bib cock (Delux)	2	
9. Brass (Gunmetal) Bib cock	1	
10. Pillar Cock	2	
11. Shower rose	2	
12. Wash Basin	2	
13. Soap Tray	2	

Signature of Officer  
Handing Over Possession

Signature of Allottee  
Taking Over Possession

H16, A-3 Type

INITIATORY LIST OF FITTINGS AND FIXTURES FOR H-1.4. A3 TYPE  
FLATS AT DAYAKAL NESTA CO-OP HOUSING SOCIETY, PHASE-II, NORTH  
WEST BENGAL HOUSING BOARD (IN STORES BUILDING)

FLAT NO.	BLOCK NO.	QUANTITY	REMARKS IF ANY
----------	-----------	----------	----------------

SI PARTICULARS OF ITEMS

(A) HARDWARE :

- |   |         |  |  |
|---|---------|--|--|
| 1. Wooden door frame with decorative flush door | 1 No    |  |  |
| 2. Wooden door frame with panel shutter         | 2 Nos.  |  |  |
| 3. Wooden door frame with P. & P. panel shutter | 1 "     |  |  |
| 4. PVC EXHA FRAME WITH PVC shutter              | 2 "     |  |  |
| 5. Steel window with glass panel                | 5 "     |  |  |
| 6. Hesp Bolt                                    | 4 "     |  |  |
| 7. Locking solt                                 | 1 No.   |  |  |
| 8. Magic eye (Entrance Door)                    | 1 "     |  |  |
| 9. Aluminium 'D' Handle                         | 11 Nos. |  |  |
| 10. Aluminium Tower Bolt (215mm)                | 4 "     |  |  |
| 11. Aluminium door stopper (double)             | 5 "     |  |  |
| 12. Rubber buffer block                         | 4 "     |  |  |
| 13. Steel Handle                                | 21 "    |  |  |
| 14. Steel peg stay                              | 19 "    |  |  |
| 15. Godrej Night Lock with latch                | 1 "     |  |  |
| 16. Tower Bolt (150mm)                          | 7 "     |  |  |

(B) SANITARY AND PLUMBING FITTINGS :

- |                                    |        |  |  |
|------------------------------------|--------|--|--|
| 1. Anglo Indian W.C.               | 1 No.  |  |  |
| 2. EPWC (Commode)                  | 1 "    |  |  |
| 3. 10 Ltr. PVC Lowdown System      | 2 Nos. |  |  |
| 4. Stainless steel kitchen sink    | 1 No   |  |  |
| 5. Mirror with glass Tray          | 2 "    |  |  |
| 6. Tower Rail                      | 2 "    |  |  |
| 7. C.P. Bib Cock                   | 4 "    |  |  |
| 8. C.P. Long body bib cock         | 1 "    |  |  |
| 9. C.P. Stop cock                  | 4 "    |  |  |
| 10. Pillar Cock                    | 2 "    |  |  |
| 11. Shower Rose                    | 2 "    |  |  |
| 12. Wash Basin (1 Large & 1 small) | 2 "    |  |  |
| 13. Soap Tray                      | 2 "    |  |  |
| 14. C.P. Wall mixture              | 1 No   |  |  |
| 15. Aluminium door ring            | 1 "    |  |  |



~~PER FLAT~~ PER FLAT.

5 No BLOCK, NO. OFFICE-76

<u>SL. NO.</u>	<u>PARTICULARS OF ITEMS</u>	<u>QUANTITY.</u>
----------------	-----------------------------	------------------

(A) HARDWARE MATERIALS.

- |     |   |         |
|-----|---|---------|
| 1.  | Wooden Door Frame with panel shutter →                                | 4 sets. |
| 2.  | PVC Door Frame with pvc shutter →                                     | 1 set.  |
| 3.  | steel window with glass panes →                                       | 5 No.   |
| 4.  | Iron Hasp bolt - - - - - →  | 3 No.   |
| 5.  | Magic Eye - - - - - →   | 1 No.   |
| 6.  | Aluminium 'D' handle - - - - - →                                      | 7 No.   |
| 7.  | Aluminium Tower bolt (225 mm/150 mm) →                                | 3/5 No. |
| 8.  | Wooden cleat - - - - - →  | 4 No.   |
| 9.  | Wooden Buffer Block - - - - - →                                       | 4 No.   |
| 10. | Iron pad (locking) bolt - - - - - →                                   | 1 No.   |
| 11. | Steel window Handle - - - - - →                                       | 10 No.  |
| 12. | Steel window peg stay - - - - - →                                     | 10 No.  |
| 13. | 100 mm dia C.I. gratings - - - - - →                                  | 3 No.   |
| 14. | M.S. verandah Grill with 40 mm dia<br>G.I. pipe Hand rail - - - - - → | 1 set.  |

(B) SANITARY & PLUMBING MATERIALS.

- |     |  |       |
|-----|--|-------|
| 1.  | E.P.W.C. (commode) with Seat cover →         | 1 No. |
| 2.  | 10 litre P.V.C. lowdown cistern - - - - - →  | 1 No. |
| 3.  | Mosaic KITCHEN SINK - - - - - →              | 1 No. |
| 4.  | Mirror - - - - - →                           | 1 No. |
| 5.  | AL. Towel Rail - - - - - →                   | 1 No. |
| 6.  | C.P. Bibcock (ordinary) - - - - - →          | 2 No. |
| 7.  | Brass Bibcock (ordinary) - - - - - →         | 2 No. |
| 8.  | STOP Cock - - - - - →                        | 3 No. |
| 9.  | C.P. pillar cock - - - - - →                 | 1 No. |
| 10. | PVC shower rose - - - - - →                  | 1 No. |
| 11. | Wash Basin - - - - - →                       | 1 No. |
| 12. | Internal C.I. pipe line complete - - - - - → | 5 No. |

### A - 3 Type Building (2 Nos. Block)

- |  |                 |
|--|-----------------|
| 1. Entrance Grill Gate                           | : 1 No./Block   |
| 2. F.R.P. Door shutter with frame and fittings   | : 2 Nos./Block  |
| 3. P.V.C. Water storage tank (4000 Litre)        | : 2 Nos./Block  |
| 4. 40mm. dia peet's valve                        | : 4 Nos./Block  |
| 5. 25 m.m. dia peet's valve with roof G.I. grid. | : 16 Nos./Block |
| 6. Partly openable aluminium sky light at stair  | : 4 Nos/Block.  |
| 7. i) 100 m.m. <sup>dia</sup> spur pipe          | : 8 Nos stack   |
| ii) 110 m.m. <sup>dia</sup> U.P.V.C. pipe        | : 16 Nos. stack |

### (G+4) Type Building (2 Nos. Block)

- |  |                      |
|--|----------------------|
| 1. Entrance collapsible Gate at G.F. lift lobby  | : 3 Nos./Block       |
| 2. F.R.P. door shutter with <sup>wooden</sup> frame and fittings   | : 3 Nos /Block       |
| 3. Aluminium window <sup>with glass panes</sup> at stair, lift lobby & lift machine room<br><sup>with A.L. handle.</sup> | : 26 Nos/Block       |
| 4. P.V.C. water storage tank   | : 2 Nos./Block       |
| 5. i) 40mm. dia peet's valve (raising main)  | : 1 No./Block        |
| ii) 40mm. dia " " (at roof)  | : 5 Nos./Block       |
| 6. (i) 25 m.m. dia " " (at roof) with G.I. grid  | : 16 Nos./Block      |
| (ii) 20 mm. dia " " " " " "  | : 10 Nos/Block.      |
| 7. M.S. Grill door in Electrical meter room<br>at G.F. in lift & stair lobby   | : 1 No / Block.      |
| 8. Fixed M.S. Grill at Entrance lift lobby<br>and on Half landing of stair.  | : 4 Nos/Block.       |
| 9. C.I. spur soil line - - -   | : 8 Nos stack/Block  |
| 10. VPRC pipe line for Kitchen & Toilet,<br>Verandah waste water cum R.W. line →   | : 14 Nos stack/Block |



H.I.G. Management Building

1. Aluminium Sliding window with glass : 10 Nos.  
G. F. = 5 Nos.  
1st. Floor = 5 Nos.
2. Wooden door shutter with frame with necessary fittings. : 4 Nos.
3. P.V.C. Door shutter with frame with necessary fittings. : 2 Nos.
4. i) Anglo Indian Commod with low down cistern : 1 No.
5. Wash basin with C.P. pillar cock : 2 Nos.
6. Mirror with shelf : 2 Nos.
7. Glass shelf : 1 No.
8. C.P. Angular stop cock : 2 Nos.
9. C. P. Bib Cock : 2 Nos.
10. C. P. Towel rail : 1 No.
11. I.P.W.C. with low down cistern : 1 No.
12. P.V.C. Water Tank : 1 No.
13. 25mm dia peet's valve : 1 No.
14. 110mm dia U.P.V.C. pipe : 4 Nos. stack
15. 50mm. dia peet's valve (Pump connection) : 3 Nos.
16. 25mm. dia " " (Raising main) : 1 No.

HIG Jone(Out Side)

1. 80mm. dia sluice valve : 3 Nos.
2. 50mm. dia sluice valve with G.I. grid : 2 Nos.
3. 40mm. dia Peet's valve (Raising main) : 4 Nos.

  
14/10/14.

### MIG Management Building

1. Steel window with glass	: 15 Nos.
2. Steel peg stay	: 34 Nos.
3. " handle	: 34 Nos.
4. Wooden door shutter with frame and fittings	: 6 Nos.
5. E.P.W.C. with low down cistern	: 3 Nos.
6. Wash basin with C.P. pillar cock	: 2 Nos.
7. Mirror and shelf	: 3 Nos.
8. C. P. bib cock	: 3 Nos.
9. C.P. Angular stop cock	: 5 Nos.
10. C.P. Towel rail	: 3 Nos.
11. P.V.C. Door shutter with frame and fittings	: 3 Nos.
12. M.S. Ladder	: 1 No.
13. P.V.C. Water storage tank	: 1 No.
14. 40mm. dia peet's valve (raising main)	: 1 No.
15. 20mm dia peet's valve (at roof)	: 2 Nos.
16. 50mm dia peet's valve (Pump room)	: 3 Nos.

### MIG Jone (Out side)

1. 50mm. dia sluice valve	: 2 Nos.
---------------------------	----------

### MIG (B-Type) Building (4 Nos. Block)

1. Entrance Grill Gate	: 1 No./Block
2. FRP Door shutter with frame and fittings	: 4 No./Block
3. i) 40mm dia peet's valve (raising main)	: 1 No./Block
ii) 40mm. dia peet's valve (at roof)	: 5 Nos./Block
4. i) 20mm. dia peet's valve (at roof) with G.I. grid	: 16 Nos./Block
ii) 15mm. dia " " "	: 3 Nos./Block
5. P.V.C. water storage tank (4000 Litre)	: 2 Nos./Block
6. steel window with glass panes, Peg stay & handle at stair	: 8 Nos./Block



INVENTORY LIST OF FITTINGS & FIXTURES  
FOR LIG BUILDINGS COMMON AREA  
i.e. STAIR (GF TO 4F), ROOF INTERNAL  
& EXTERNAL G.I. PIPE LINE & UPVC  
R.W, WASTE WATER & SOIL LINE etc.

{ 5 No. 21A Block  
TOTAL NO OF FLATS = 76 No.

PER BLOCK.

<u>S.L NO.</u>	<u>PARTICULARS OF ITEMS</u>	<u>QUANTITY</u>
1.	Entrance m.s. grill door →	1 set.
2.	Wooden door frame with FRP DOOR SHUTTER AT STAIR HEAD ROOM With all Fittings. →	1 set (Extra 1 set for C <sub>3</sub> LIA bldg with all fittings).
3.	<u>PEET'S VALVE :-</u>	
(i)	20 mm dia = 16 Nos (12 Nos Exclusively for C <sub>3</sub> LIA bldg)	
(ii)	40 mm dia = 5 Nos (4 Nos " " " " )	
4.	Pvc overhead water tank of 3000 litre Capacity with cover } →	2 Nos
5.	100 mm dia c-1. round at the mouth of R.W. line →	= 12 Nos (9 Nos For C <sub>3</sub> bldg)
6.	110 mm dia V pvc pipe line Vertical stack with complete fittings for Soil & waste water line of Toilet, Kitchen & Verandah	= 16 Nos (12 Nos for C <sub>3</sub> bldg only)
7.	40 mm dia peet valve (In Rising main) =	1 No.
8.	20 mm dia G.I. pipe vertical Delivery line	= 16 Nos (12 Nos for C <sub>3</sub> bldg only)

LIG Management Building

1. Steel Window with glass panes	: 7 Nos.
2. Steel peg stay	: 14 Nos.
3. Steel handle	: 14 Nos.
4. Wooden door shutter with frame and fittings	: 2 Nos.
5. P.V.C. Door shutter with frame and fittings	: 2 Nos.
6. M. S. Ladder	: 1 No.
7. E.P.W.C. with low down cistern	: 2 Nos.
8. Wash basin with C.P. pillar cock	: 2 Nos.
9. Mirror and shelf	: 2 Nos.
10. Towel rail (C.P.)	: 2 Nos.
11. Angular stop cock (C.P.)	: 4 Nos.
12. C.P. bib cock	: 4 Nos.
13. C.P. Stop cock	: 2 Nos.
14. P.V.C. Shower rose	: 2 Nos.
15. P.V.C. Water storage tank (1000 litre)	: 1 No.

LIG Jone (Out Side)

1. 50mm. dia sluice valve	: 2 Nos.
2. 40mm. dia peet's valve (raising main) & Under ground G.I. Grid	: 6 Nos.



14/10/14

The following fittings & fixture are fitted in the building inside & outside in good condition.

- |   |          |
|---|----------|
| 1) Pump house   |          |
| a) Door   | 1.No.    |
| b) Iron hasp bolt (out side)  | 1. No.   |
| c) Tower bolt (In side)   | 1. No.   |
| d) Peg handle in window   | 2. Nos.  |
| e) Peg stay in window   | 2. Nos.  |
| f) Iron pit cover   | 1.No.    |
| 2) Security goomty  |          |
| a) Peg stay   | 2. Nos.  |
| b) Handle   | 2. Nos.  |
| 3) Hollow section open-able gate & a wicked gate along with necessary Spares. | 3+1 nos. |
| 4) Granite Name plate   | 2.Nos.   |
| 5) Pavers block   | 304 sq.m |
| 6) Pit cover  | 22 Nos.  |
| 7) Septic tank cover  | 6 Nos.   |
| 8) Pit cover in duct  | 2 nos.   |

The following fittings & fixture are fitted in the building inside & outside in good condition.

(A) Part-I (Civil Part)

a) Ground floor

1) Entrance Lobby

- |      |                     |           |
|------|---------------------|-----------|
| (i)  | Collapsible Gate    | : -3 Nos. |
| 2)   | Garage & Guard Room | : -4 Nos. |
| (i)  | Stay Handle         | : -3 Nos. |
| (ii) | Peg Stay            | : -3 Nos. |
| 3)   | Flush door shutter  | : -2 No.  |
| 4)   | P.V.C. shutter      | : -1 No.  |
| 5)   | Cistern             | : -1 No.  |
| 6)   | Commode             | : -1 No.  |
| 7)   | Bib cock            |           |

b) 1<sup>st</sup>. floor

(A) Flat No. (1,2,3,4,5,) each consist

- |        |   |           |
|--------|---|-----------|
| 1)     | Living & Drawing  | : -1 No.  |
| i)     | Factory Made solid wooden deluxe decorative flush door                    | : -3 Nos. |
| ii)    | Copper oxidized butt hinges (100mm x 58mm x 1.9mm)                        | : -1 Nos. |
| iii)   | Anodized aluminum D-Type Handle (125mm x 12mm rod) inside                 |           |
| iv)    | Anodized aluminum Tower Bolt (225mm long x 12mm dia) inside               | : -1 No.  |
| (vi)   | Anodized aluminum Double Type Door stopper                                | : -1 No.  |
| (vii)  | Rubber buffer block (35mm dia x 65mm long)                                | : -1 No.  |
| (viii) | Godrej Mortise door lock (6 lever) with keys in duplicate                 | : -1 No.  |
| (ix)   | Metallic Magic Eye  |           |
| 2)     | Bed room- 1   | : -1 nos. |
| i)     | Factory Made Solid wooden commercial flush door                           | : -3 Nos. |
| ii)    | Copper oxidized butt hinges (100mm x 58mm x 1.9mm)                        | : -1 nos. |
| iii)   | Anodized aluminum D- type Handle (125mm x 12mm dia rod) outside           | : -1 Nos. |
| iv)    | Anodized aluminum Tower Bolt (225mm long x 12mm dia) inside               | : -1 Nos. |
| v)     | Anodized aluminum Double Type Door stopper                                | : -1 Nos. |
| vi)    | Rubber buffer block (35mm dia x 65mm long)                                |           |
| 3.     | Bed Room-2  | : -2 Nos. |
| i)     | Factory Made solid wooden commercial flush door along with varandah       | : -6 nos. |
| ii)    | Copper oxidized butt hinges (100mm x 58mm x 1.9mm)                        | : -2 nos. |
| iii)   | Oxidized iron hasp bolt (250mm long x 16mm dia ) outside & inside         | : -2 nos. |
| iv)    | Anodized aluminum D- type Handle (125mm x 12mm rod) both outside & inside | : -2 no.  |
| v)     | Anodized aluminum Tower Bolt (225mm long x 12mm dia) inside               | : -2 no.  |
| vi)    | Anodized aluminum Double Type Door stopper                                | : -2 no.  |
| vii)   | Rubber buffer (35mm dia x 65mm long)                                      |           |

- 4) Kitchen door
- i) Factory Made solid wooden commercial flush door
  - ii) Copper oxidized butt hinges (100mm x 58mm x 1.9mm) :- 1 No.
  - iii) Iron pad bolt :- 3 nos.
  - iv) Peet's valve :- 1 no.
  - :- 1 no.
  - v) Anodized aluminum D- type Handle (125mm x 12mm rod) outside :- 2 nos.
  - vi) Anodized aluminum Double Type Door stopper
  - vii) Rubber buffer (35mm dia x 65mm long) :- 1 no.
- 5) Toilet door (Common)
- i) P.V.C. Door :- 1 no.
  - ii) Stainless steel butt hinges (100mm x 58mm x 1.9mm) :- 3 nos.
  - iii) Anodized aluminum Tower Bolt(150mm long x 10mm dia) both outside & inside:- 2 nos.
  - iv) Anodized aluminum d-Type Handle ( 125mm x 12mm rod) both outside & inside :- 2 nos.
  - v) Rubber buffer block (35mm dia x 65mm long) :- 1 no.
- 6) Toilet door (Attached)
- i) P.V.C. Door :- 1 no.
  - ii) Copper oxidized butt hinges (100mm x 58mm x 1.9mm) :- 3 nos.
  - iii) Anodized aluminum Tower Bolt(150mm long x 10mm dia) both outside & inside:- 2 nos.
  - iv) Anodized aluminum d-Type Handle ( 125mm x 12mm rod) both outside & inside :- 2 nos.
  - v) Rubber buffer block (35mm dia x 65mm long) :- 1 no.
- 7) Steel Windows each floor
- i) Stay handle :- 90 nos.
  - ii) Peg stay :- 90 nos.
- B) Common/ lobby Area along with stair case
- i) Stay Handle :- 2 nos.
  - ii) Peg Stay :- 2 nos.
- © (2<sup>nd</sup> floor 3<sup>rd</sup> floor, 4<sup>th</sup> floor.) each consist same as 1<sup>st</sup> floor

(d) 5<sup>th</sup>.floor

1 Roof/Lift Room Entrance Door

(I) F.R.P. composite panel door

:- 2 nos.

- Factory Made solid wooden commercial flush door :- 1 No.
- ii) Copper oxidized butt hinges (100mm x 58mm x 1.9mm) :- 9 nos
- iii) Oxidized aluminum bolt (250mmx16mm dia) outside :- 3 nos.
- iv) Anodized Aluminum D- Handle (125mmx 12mm rod) :- 3 nos.
- v) Rubber buffer (35mm dia x 65mm long) :- 1 nos.
- vi) Stay handle :- 4 nos.
- vii) Peg stay :- 4 nos.

(B) Sanitary & plumbing

(a) 1<sup>st</sup>. floor

- (i) S.S. Sink (Kitchen) :- 5 no.
- (ii) Long body bib cock :- 5 nos.
- iii) SHORT BODY bib cock :- 1 no.

(iii) P.V.C. Waste pipe

(v) Grating

:- 1 no.

(2) Common Toilet

:- 1 no.

(i) E.W.C.

(ii) P.V.C. closet seat cover

:- 1 no.

(iii) P.V.C. Waste

:- 1 no.

(iv) P.V.C. Cistern

:- 1 no.

(v) Wash Basin

:- 1 no.

:- 1 no.

/	C.P. Bib cock	- 1 no.
	(vii) C.P. Angular stop cock	- 3 nos.
(viii)	C.P. wall mixture	- 1 no.
(ix)	P.V.C. connector	- 3 nos.
(xi)	Shower with shower arm	- 1 no.
(xii)	Mirror	- 1 no.
(xiii)	Glass shelf	- 1 no.
(xiv)	C.P. Towel Rail	- 1 no.
(xv)	Grating	- 1 no.
<b>3) Attached Toilet</b>		
(i)	E.W.C	- 1 no.
(ii)	Seat cover	- 1 no.
(iii)	P.V.C. Cistern	- 1 no.
(iv)	Wash Basin	- 1 no.
(v)	P.V.C. waste pipe	- 2 nos.
(vi)	C.P. Bib cock	- 1 no.
(vii)	C.P. angular stop cock	- 2 nos.
(viii)	C.P. pillar cock	- 1 no.
(ix)	P.V.C. connector	- 2 nos.
(x)	Shower with shower arm	- 1 no.
(xi)	Mirror	- 1 no.
(xii)	Glass shelf	- 1 no.
(xiii)	C.P. Towel Rail	- 1 no.
(xiv)	Grating	- 1 no.
<b>4) Verandah ( 2 nos)</b>		
i)	Grating	- 2 nos.

(C) **5<sup>th</sup>. Floor**

(i)	U.P.V.C. (110mm dia) 4 <sup>th</sup> . Floor roof to below 600mm from P.L.	- 2 stack
(ii)	U.P.V.C. (110mm dia) Rain water line from 6 <sup>th</sup> .floor to G.L.	- 11 Stack
(iii)	C.I. spun pipe (100mm dia) Sewer line from 5 <sup>th</sup> floor Roof level to below 150mm from P.L.	- 10 Stack
(vi)	Peet's valve at water delivery line (20mm dia)	- 21 nos.
(vii)	Peet's valve at water delivery line (40mm dia)	- 3 nos.

5



# WEST BENGAL HOUSING BOARD

(ESTD. UNDER W.B. ACT. XXXII. OF 1972)

(A B A S A N)

105, S. N. BANERJEE ROAD  
KOLKATA - 700 014

2244-1965, 2244-0950  
2244-1967, 2244-8968  
2244-3966, 2244-4974  
Fax : (033) 2244 - 1480

No.....H.B.

Date.....200

## ANNEXURE - E

INVENTORY LIST OF FITTING & FIXTURE (COMMON AREA) OF STAIR  
CASE WITH ROOF AND EXTERNAL IN BUILDING TYPE-MIG(U) PHASE-VB  
(BLOCK - 1 to 4)

<u>Description of Materials</u>	<u>Quantity for Each Block</u>
1. 15mm dia peet's valve	16 Nos.
2. 20mm dia peet's valve	16 nos.
3. 40mm dia peet's valve(wash out line & Rising main)	3 nos.
4. Sintex PVC water tank(3000 litre capacity)with lid	2 nos.
5. Wooden Door frame	1 no.
6. F.R.P. Door shutter(Double leaf)	1 no.
7. D. O. Hasp Bolt	2 nos.
8. Aluminium Tower Bolt	2 nos.
9. Aluminium 'D' type handle	1no.
10. Godrej Nav-Tal(6leaver)lock with duplicate key	4 nos.
11. Steel window with handle & peg stay	8 nos.
12. 100mm dia C.I. Cowl	8 nos.
13. 100mm dia P.V.C. cowl	16 nos.
14. 100mm dia pvc shoe	8 nos.
15. 125mm dia C.I. grating	3 nos.
16. M.S. Grill gate	

*Handwritten signature*



# WEST BENGAL HOUSING BOARD

(ESTD. UNDER W.B. ACT. XXXII. OF 1972)

(A B A S A N)

105, S. N. BANERJEE ROAD  
KOLKATA - 700 014

2265-1965, 2244-0950  
2244-1967, 2244-8968  
2244-3966, 2244-4974  
2249-0979  
Fax : (033) 2244-1480  
(033) 2244-0979  
(033) 2246-7250

No.....H.B.

Date.....200

Inventory list of common area & Stair case  
of MIG type building at Thakurpukur Housing  
Project, Phase-VB

- |  |         |
|--|---------|
| 1. Single way light pt with batten holder  | 10 pts  |
| 2. Two way light pt. with batten holder  | 5 pts.  |
| 3. 230V 2-way BDB with 40A DP isolator with<br>2nos. 6amp MCB                          | 1 set   |
| 4. 40 way H.P. isolator in on MS boxes on angle<br>iron frame with locking arrangement | 17 nos. |
| 5. Bulk head fitting (make-Bajaj)  | 5 nos.  |
| 6. Call bell push switches arrangement for flats<br>in main entrance                   | 16 nos. |

N.B. Meter loop for individual flats & stair case L.S.



12. Aluminium glass shelf	1no.
13. Steel window with glass and all steel handle & peg stay	2nos.
14. Wooden frame with door shutter(single leaf)& all fittings	1 no.
15. PVC frame with shutter(single leaf) and all fittings	1 no.
16. Sintex water tank(500 litre)capacity with lid including all necessary fittings	1 no.
17. Godrej navtal(6 lever)lock with duplicate key	1 no.
C) Hand tube well	1 no.
D) Deep tube well with pressure meter	1 no.
E) C.I. sluice valve	2 nos.
F) Security Room with two steel window and grill gate along with all fittings	1 no.
G) Main entrance grill gate with wicket gate	1 no.

*Handwritten signature/initials*

Handed Over

Taken Over

sankar/

A) Management office with Toilet

1. 1 no. Wooden frame with woodwn shutter (Double leaf) along with Hardware fitting complete
2. 1no. PVC door frame with shutter (single leaf/along with hardware fittings complete ~~stank~~)
3. 5nos. steel window along with glass steel handle & peg stay complete

SANITARY & PLUMBING FITTING FIXTURES

- |  |         |
|--|---------|
| 1. 25mm dia peet's valve   | 1no.    |
| 2. Sintex water tank (500 litre capacity) with lid including all necessary fittings complete | 1no.    |
| 3. E.P.W.C. with pvc cistern with lid & fittings complete                                    | 1 no.   |
| 4. C.P. stop cock  | 02 nos. |
| 5. C.P. Bib cock   | 2 nos.  |
| 6. Porcelain wash Basin with CP pillar cock complete   | 1 no.   |
| 7. Mirror  | 1 no.   |
| 8. Aluminium glass shelf   | 1 no.   |
| 9. PVC soap tray   | 1 no.   |
| 10. C.P. towel Rail  | 1 no.   |
| 11. Aluminium grating  | 1 no.   |
| 12. Godrej Navtal (6lever) lock with duplicate key   | 1 no.   |
| 13. C.I. ladder  | 01no.   |
| 14. M.S. Railing with pipe han rail  | 02nos.  |

B) PUMP ROOM WITH TOILET & RESERVOIR (One no.)

- |   |        |
|---|--------|
| 1. 25mm dia peet's valve                                  | 1 no.  |
| 2. 40mm dia peet's valve                                  | 1no.   |
| 3. 50mm dia Horizontal check valve                        | 2 nos. |
| 4. 50mm dia vertical check valve                          | 2 nos. |
| 5. C.I. Tank cover with lock                              | 3 nos. |
| 6. CPWC with lid & pvc lowdown cistern with all accessory | 1 no.  |
| 7. C.P. stop cock   | 1 no.  |
| 8. C.P. Bib cock  | 1 no.  |
| 9. 125mm dia C.I. grating                                 | 1 no.  |
| 10. C.P. Towel rail                                       | 1 no.  |
| 11. Mirror  | 1no.   |

INVENTORY LIST OF FITTING & FIXTURE (COMMON AREA) OF STAIR  
CASE WITH ROOF AND EXTERNAL IN BUILDING TYPE-LIG, PHASE-VB,  
PRANTIK AT THAKURPUKUR HOUSING PROJECT (BLOCK-1 to 4 )

Sl. No.	Description of material	Quantity for each Block
1.	20mm dia peet's valve	16 nos.
2.	40mm dia peet's valve(Rising main)	02 nos.
3.	Sintex PVC water Tank(3000litreCapacity) with lid	02 nos.
4.	Wooden Door Frame	01no.
5.	FRP Door shutter(single leaf)	01 no.
6.	Aluminium Hasp Bolt	01 no.
7.	Aluminium 'D' type handle	02 nos.
8.	Godrej Nav-Tal(6 leaver)lock with Duplicate key	01 no.
9.	Steel window with handle & peg stay and glass complete	08 nos.
10.	95 mm dia pvc cowl	04 nos.
11.	75mm dia pvc shoe	04 nos.
12.	100mm dia pvc cowl	08 nos.
13.	100mm dia pvc shoe	17 nos.
14.	125mm dia C.I. grating	04 nos.
15.	M.S. grill entrance gate	01 no.

Handed over

Taken over

Sankar/

*[Handwritten signature]*

INVENTORY LIST OF FITTING & FIXTURES FOR LIG TYPE BUILDING  
AT THAKURPUKUR HOUSING PROJECT, PRANTIK, PHASE-VB

Name of Allottee:

Flat No.

Type:LIG, Key No.

Possession LetterNo:

Date:

HARDWARE FITTINGS,

Sl. No.	Description	Quantity per flat
1.	Godrej Navtal lock(6lever) with 2 nos. key	01 set
2.	Magic Eye	01 set
3.	Iron oxidised hasp bolt	03 nos.
4.	Aluminium 'D' handle	10 nos.
5.	Aluminium Tower bolt i) 225mm long ii) 150mm long	03 nos. 05nos.
6.	Oxidised Iron butt hinge	14 nos.
7.	Steel butt hinge	03 nos.
8.	Iron locking Bolt(pad bolt)	01 no.
9.	Rubber buffer block	04 nos.
10.	Wooden hinge cleat	04 nos.
11.	Steel handle	10 nos.
12.	Steel peg stay	10 nos.
13.	Steel window with glass complete	05 nos.

~~Handed over~~

~~Handed over~~

Sankar/

Name of Allottee:

Flat No.

Type:LIG, Key No.

Possession letter No.

Date:

Project: Prantik, Phase-VB

Sanitary Fittings

Sl. No.	Description	Quantity per flat
1.	E.P.W.C. with seat cover & all accessories	01 no.
2.	P.V.C. Low down cistern with all accessories	01 no.
3.	Black stone sink	01 no.
4.	Porcelain wash Basin with all accessories(450mm x 300mm)	01no.
5.	C.P. pillar cock	01no.
6.	Brass stop cock	02 nos.
7.	C.P. stop cock	01 no.
8.	C.P. Bib cock	02 nos.
9.	Brass Bib cock	02 nos.
10.	Aluminium Towel Rail(600mm long)	01 no.
11.	Mirror with integrated shelf(PVC molded fram) Size:450mm x 350mm	01 no.
12.	PVC shower Rose	01 no.
13.	Aluminium Grating	03nos.

*Sum*

**INVENTORY LIST OF FITTING & FIXTURES FOR MIG(U) TYPE BUILDING  
AT THAKURPUKUR HOUSING PROJECT, PRANTIK, PHASE-VB**

NAME OF BUILDING :

FLAT NO. :

TYPE : MIG(U), RES NO.

POSTAL/LOCAL LETTER NO.

DATED:

APPROVAL SIGNATURE

Sl. No.	Description	Quantity	Back Flat
		Front Flat	
1.	Godrej Mortice Lock(6 lever) with 2nos. Key	01 set	01 set
2.	Magic Eye	01 set	01 set
3.	Aluminium hasp bolt	01 no	01 no.
4.	Iron Oxidised hasp bolt	02 nos.	02 nos.
5.	Aluminium 'D' handle	12 nos.	12 nos.
6.	Aluminium Tower bolt		
	i. 225mm long	04 nos.	04 nos.
	ii. 150mm long	07 nos.	07 nos.
7.	Aluminium Door stopper	04 nos.	04 nos.
8.	Steel butt hinge	06 nos.	06 nos.
9.	Iron but hinge	16 nos.	16 nos.
10.	Rubber buffer block	07 nos.	07 nos.
11.	Iron Locking bolt	01 no.	01 no.
12.	Steel handle	24 nos.	22 nos.
13.	Steel peg stay	24 nos.	22 nos.

*[Handwritten signature]*

SANITARY FITTINGS:-

Sl. No.	Description	Quantity	
		Front flat	Back flat
1.	E.P.W.C. with seat cover & all accessories	01 no.	01 no.
2.	Anglo Indian W.C. with seat cover & all accessories	01 no.	01 no.
3.	P.V.C. low down cistern with all accessories	02 nos.	02 nos.
4.	Stainless steel sink	01 no.	01 nos
5.	Porcelain wash Basin With all accessories (450mmx300mm)	02 nos.	02 nos.
6.	C.P. pillar cock	02 nos.	02 nos.
7.	C.P. Stop cock	06 nos.	06 nos.
8.	C.P. Bib cock	04 nos.	04 nos.
9.	C.P. long body Bib cock	02 nos.	02 nos.
10.	Acrylic Soap Dish	02 nos.	02 nos.
11.	C.P. Towel Rail	02 nos.	02 nos.
12.	C.P. Shower Rose with arm	02 nos.	02 nos.
13.	Mirror With integrated shelf (450mmx350mm)	02 nos.	02 nos.
14.	Aluminium Grating	04 nos.	04 nos.

TAKEN OVER

TAKEN OVER

For Deputy Director (H)  
The Mukur Housing Project  
West Bengal Housing Board

Signature of Allottee  
Date:

Inventory for two storied Management office  
Building at Kalyani Housing Project Ph-II.


Sl. no.	Description of items.	Gr.floor	1st floor.
1.	Grill Gate (Entrance)		
2.	Entrance Panel door	1 no.	
3.	Hasp Bolt -250long -	4 nos.	2 nos.
4.	D Handle 150mm	11 nos.	3 nos.
5.	225mm thick tower Bolt	6 Nos.	3 nos.
6.	150mm thick tower bolt	5 nos.	3 nos.
7.	Stay	16 nos.	16 nos.
8.	Handle-	14 nos.	14 nos.
9.	Door stopper -	4 nos.	2 nos.
10.	Buffer-	4 nos.	3 nos.

x. Land Development :

1. 450mm dia R.C.C.pit cover - 7 nos.

Sanitary :

1.	Cistern - 2 nos.	2 nos.	1 no.
2.	Anglo Indian Comode -	1 no.	
3.	European type comode -	1 no.	1 no.
4.	Connector -	3 nos.	2 nos.
5.	Bibcock	4 nos.	2 nos.
6.	Stop cock	4 nos.	2 nos.
7.	Basin with all fittings.	1 no.	1 no.
8.	Mirror	1 no.	1 no.
9.	Towel rail	1 no.	1 no.
10.	Soap tray	2 nos.	1 no.
11.	Shower rose	1 no.	1 no.
12.	Glass Shelf	1 no.	1 no.
13.	M.S.Ladder		1 no.
14.	Water tank	1000 litre	with lid 1 no.
15.	20mm Peets valve } Root	2 nos.	

  
 Deputy Director (EW)  
 Kalyani Housing Project  
 West Bengal Housing Co.

Deputy Director (EW)  
 25/09/2014



# I N V E N T O R Y

Kalyani Housing Project, Phase-II, W.B. Housing Board.

Building No. - 6, 5, 4 & 7

Flat No. - 1 to 16 of each block.  
= 4 x 16 = 64 Flats.

## A) Hardware Fittings : PER FLAT

### Entrance Door shutter

a) Iron Aldrop -	1 No.
b) Al. <sup>1</sup> D <sup>1</sup> handle (125mm)	2 Nos.
c) Door Stopper -	1 No.
d) Al. Skeleton bolt (225 <del>mm</del> mm.)	1 No.
-do- (150" )	1 No.
e) Magic eye	1 No.
f) Rubber buffer	1 No.

### Kitchen door shutter :

a) Iron Pad bolt	1 No.
b) Al. <sup>1</sup> D <sup>1</sup> handle (100mm.)	1 No.
c) Door stopper	1 No.
d) Rubber buffer	1 No.

### Common W.C. shutter : 225

a) Al. Skeleton bolt ( <del>mm</del> mm)	1 No.
(150mm)	1 No.
b) Al. <sup>1</sup> D <sup>1</sup> handle (100mm)	2 Nos.

### Attached W.C. shutter : 225

a) Al. Skeleton bolt ( <del>mm</del> mm)	1 No.
(150mm.)	1 No.
b) Al. <sup>1</sup> D <sup>1</sup> handle (100mm.)	2 Nos.

### Verandah door shutter

a) Iron Aldrop	1 No.
b) Al. <sup>1</sup> D <sup>1</sup> handle (100mm)	1 No.
c) Door stopper	1 No.
d) Rubber buffer	1 No.
e) Al. Skeleton bolt (225 <del>mm</del> mm.)	1 No.
150mm.	1 No.

Contd...2.

  
 Deputy Director (EW)  
 Kalyani Housing Board  
 West Bengal Housing Board

Bed room door shutter - 2 Nos.

- |                               |        |       |
|-------------------------------|--------|-------|
| a) Al. skeleton bolt (275 mm) | 2 Nos. | (1X2) |
| Al. " (150 mm)                | 2 Nos. | (1X2) |
| b) Iron Al. drop              | 2 Nos. | (1X2) |
| c) Al. 'D' handle (100 mm.)   | 4 Nos. | (2X2) |
| d) Door stopper               | 2 Nos. | (1X2) |

Window fittings :

- |           |         |
|-----------|---------|
| a) Stay   | 14 Nos. |
| b) Handle | 12 Nos. |

6 Lever Naval Lock - 1 No.  
(With Duplicate Keys)

B) Sanitary Fittings : PER FLAT  
Kitchen

- |   |        |
|---|--------|
| a) Stainless steel sink with waste fittings - | 1 No.  |
| b) C.P. Bibcock                               | 2 Nos. |
| c) Iron gratings                              | 1 No.  |

Common Toilet

- |   |        |
|---|--------|
| a) Anglo Indian Commed (Porcelain)                          | 1 No.  |
| b) Commed seat cover (Plastic Block)                        | 1 No.  |
| c) Porcelain Basin with C.P. pillar cock and waste fittings | 1 No.  |
| d) G.P. stop cock   | 3 Nos. |
| e) C.P. Bib cock  | 2 Nos. |
| f) C.P. Soap tray   | 1 No.  |
| g) Mirror   | 1 No.  |
| h) C.P. Towel rail  | 1 No.  |
| i) Al. glass shelf  | 1 No.  |
| j) P.V.C. connector   | 2 Nos. |
| k) G.P. shower rose with arm                                | 1 No.  |
| l) P.V.C. Low down cistern                                  | 1 No.  |
| m) Iron gratings  | 1 No.  |
| n) Basin waste pipe (P.V.C. blue pipe)                      | 1 No.  |

Attach Toilet

- |                                      |        |
|--------------------------------------|--------|
| a) E.P.W.C.                          | 1 No.  |
| b) Commed seat cover (Plastic white) | 1 No.  |
| c) P.V.C. Lowdown cistern            | 1 No.  |
| d) P.V.C. connector                  | 1 No.  |
| e) G.P. stop cock                    | 1 No.  |
| f) C.P. bib cock                     | 1 No.  |
| g) C.P. Towel rail                   | 2 Nos. |
| h) C.P. soap tray                    | 1 No.  |
| i) Mirror                            | 1 No.  |
| j) Iron gratings                     | 1 No.  |

(c) Common Area : PER BLOCK

Contd...3.

(a) Roof :

- |   |         |
|---|---------|
| i) 4000 Litre P.V.C. water tank with Lid. | 2 Nos.  |
| ii) 20 mm. dia. G.I. Peets valve          | 16 Nos. |
| iii) 40 mm. dia. G.I. peets valve         | 5 Nos.  |
| iv) Iron gratings                         | 4 Nos.  |
| v) Chillakotha P.V.C. R/W pipe (100mm.Ø)  | 1 No.   |
| vi) Chillakotha Iron gratings             | 1 No.   |

(b) Stair Case :

- |  |        |
|--|--------|
| i) F.R.P. Shutter  | 2 Nos. |
| ii) Iron Aldrop  | 2 Nos. |
| iii) Window stay   | 6 Nos. |
| iv) Window handle  | 6 Nos. |
| v) Grill gate  | 2 Nos. |
| vi) 6 lever Navtel Lock (Godrej)<br>(Roof - 2 Nos. Gate - 2 Nos.)<br>(with Duplicate Keys) |        |
| vii) Al. door stopper -  | 2 Nos. |

Inventory for two storied Management office  
Building at Kalyani Housing Project Ph-II.


Sl. no.	Description of items.	Gr.floor	1st floor.
1.	Grill Gate (Entrance)		
2.	Entrance Panel door	1 no.	
3.	Hasp Bolt -250long -	4 nos.	2 nos.
4.	D Handle 150mm	11 nos.	3 nos.
5.	225mm thick tower Bolt	6 Nos.	3 nos.
6.	150mm thick tower bolt	5 nos.	3 nos.
7.	Stay	16 nos.	16 nos.
8.	Handle-	14 nos.	14 nos.
9.	Door stopper -	4 nos.	2 nos.
10.	Buffer-	4 nos.	3 nos.

x. Land Development :

1. 450mm dia R.C.C.pit cover - 7 nos.

Sanitary :

1.	Cistern - 2 nos.	2 nos.	1 no.
2.	Anglo Indian Comode -	1 no.	
3.	European type comode -	1 no.	1 no.
4.	Connector -	3 nos.	2 nos.
5.	Bibcock	4 nos.	2 nos.
6.	Stop cock	4 nos.	2 nos.
7.	Basin with all fittings.	1 no.	1 no.
8.	Mirror	1 no.	1 no.
9.	Towel rail	1 no.	1 no.
10.	Soap tray	2 nos.	1 no.
11.	Shower rose	1 no.	1 no.
12.	Glass Shelf	1 no.	1 no.
13.	M.S.Ladder		1 no.
14.	Water tank	1000 litre	with lid 1 no.
15.	20mm Peets valve } Rest	2 nos.	

  
 Deputy Director (EN)  
 Kalyani Housing Project  
 West Bengal Housing Bo.

25/09/2014

# INVENTORY

Kalyani Housing Project, Phase-II, W.B. Housing Board.

Building No. - 6,5,4 & 7

Flat No. - 1 to 16 of Each block  
= 4x16 = 64 Flats

## A) Hardware Fittings : PER FLAT

### Entrance Door shutter

- |   |        |
|---|--------|
| a) Iron Aldrop -                                  | 1 No.  |
| b) Al. <sup>1</sup> D <sup>1</sup> handle (125mm) | 2 Nos. |
| c) Door Stopper -                                 | 1 No.  |
| d) Al. Skeleton bolt (225 <sup>mm</sup> )         | 1 No.  |
| -do- (150 <sup>mm</sup> )                         | 1 No.  |
| e) Magic eye                                      | 1 No.  |
| f) Rubber buffer                                  | 1 No.  |

### Kitchen door shutter :

- |  |       |
|--|-------|
| a) Iron Pad bolt                                   | 1 No. |
| b) Al. <sup>1</sup> D <sup>1</sup> handle (100mm.) | 1 No. |
| c) Door stopper                                    | 1 No. |
| d) Rubber buffer                                   | 1 No. |

### Common W.C. shutter : 225

- |   |        |
|---|--------|
| a) Al. Skeleton bolt (225 <sup>mm</sup> )         | 1 No.  |
| (150mm)   | 1 No.  |
| b) Al. <sup>1</sup> D <sup>1</sup> handle (100mm) | 2 Nos. |


### Attached W.C. shutter : 225

- |  |        |
|--|--------|
| a) Al. Skeleton bolt (225 <sup>mm</sup> )          | 1 No.  |
| (150mm.)   | 1 No.  |
| b) Al. <sup>1</sup> D <sup>1</sup> handle (100mm.) | 2 Nos. |

### Verandah door shutter

- |   |       |
|---|-------|
| a) Iron Aldrop                                    | 1 No. |
| b) Al. <sup>1</sup> D <sup>1</sup> handle (100mm) | 1 No. |
| c) Door stopper                                   | 1 No. |
| d) Rubber buffer                                  | 1 No. |
| e) Al. Skeleton bolt (225 <sup>mm</sup> )         | 1 No. |
| 150mm.  | 1 No. |

Contd...2.

  
 Deputy Director (EW)  
 Kalyani Housing Board  
 West Bengal Housing Board

Bed room door shutter - 2 Nos.

a)	Al. skeleton belt { <sup>225</sup> mm } Al. " " { 150 mm }	2 Nos. { 1X2 }
b)	Iron Al. drop	2 Nos. { 1X2 }
c)	Al. 'D' handle (100 mm.)	2 Nos. { 1X2 }
d)	Door stopper	4 Nos. { 2X2 }
		2 Nos. { 1X2 }

Window fittings :

a)	Stay	14 Nos.
b)	Handle	12 Nos.

6 Lever Naval Lock - 1 No.  
(with Duplicate keys)

B) Sanitary Fittings : PER FLAT  
Kitchen

a)	Stainless steel sink with waste fittings -	1 No.
b)	C.P. Bibcock	2 Nos.
c)	Iron gratings	1 No.

Common Toilet

a)	Angle Indian Commod (Porcelain)	1 No.
b)	Commod seat cover (Plastic Block)	1 No.
c)	Porcelain Basin with C.P. pillar cock and waste fittings	1 No.
d)	C.P. stop cock	3 Nos.
e)	C.P. Bib cock	2 Nos.
f)	C.P. Soap tray	1 No.
g)	Mirror	1 No.
h)	C.P. Towel rail	1 No.
i)	Al. glass shelf	1 No.
j)	P.V.C. connector	1 No.
k)	C.P. shower rose with arm	2 Nos.
l)	P.V.C. Low down cistern	1 No.
m)	Iron gratings	1 No.
n)	Basin waste pipe (P.V.C. blue pipe)	1 No.

Attach Toilet

a)	E.P.W.C.	1 No.
b)	Commod seat cover (Plastic white)	1 No.
c)	P.V.C. Lowdown cistern	1 No.
d)	P.V.C. connector	1 No.
e)	C.P. stop cock	1 No.
f)	C.P. bib cock	1 No.
g)	C.P. Towel rail	2 Nos.
h)	C.P. Soap tray	1 No.
i)	Mirror	1 No.
j)	Iron gratings	1 No.

(c) Common Area : PER BLOCK

Contd... 3.

(a) Roof :

- |   |         |
|---|---------|
| i) 4000 Litre P.V.C. water tank with Lid. | 2 Nos.  |
| ii) 20 mm. dia. G.I. Peets valve          | 16 Nos. |
| iii) 40 mm. dia. G.I. peets valve         | 5 Nos.  |
| iv) Iron gratings                         | 4 Nos.  |
| v) Chillakotha P.V.C. R/W pipe (100mm.Ø)  | 1 No.   |
| vi) Chillakotha Iron gratings             | 1 No.   |

(b) Stair Case :

- |                                  |        |
|----------------------------------|--------|
| i) F.R.P. Shutter                | 2 Nos. |
| ii) Iron Aldrop                  | 2 Nos. |
| iii) Window stay                 | 6 Nos. |
| iv) Window handle                | 6 Nos. |
| v) Grill gate                    | 2 Nos. |
| vi) 6 Lever Nartak lock (Godrej) |        |
| (Roof - 2 Nos. Gate - 2 Nos.)    |        |
| (with Duplicate keys)            |        |
| vii) Al. door stopper -          | 2 Nos. |



7



**WEST BENGAL HOUSING BOARD**

(ESTD. UNDER WB.ACT XXXII OF 1972)

**"A B A S A N"**

105, S.N.BANERJEE ROAD, KOLKATA - 700 014.

Phone : 2265-1965, 2264-1967/3966/8968/9974/0950; FAX: 2264/1480/0979

Email- [wbhousingboard@gmail.com](mailto:wbhousingboard@gmail.com)

Website: [www.wbhousingboard.in](http://www.wbhousingboard.in)

No: ...../HB

Date: .....

**Inventory list of common area & stair case of each building of G+4 type building  
HIG (A-1 / A-2 TYPE) at MATHKAL NIMTA Housing Project, Phase- II  
(For 1 No. Building)**

**1. Light point with single tube**

- (a) Garage - 18 Set/Building.
- (b) Lift entrance - 2 Set/Building.
- (c) Stair - 8 Set/Building.
- (d) Attic Room - 1 Set/Building.
- (e) Lift Room - 2 Set/Building.
- (f) Only Light point - at Attic room - 1 point.

**2. 5-A Plug Point -**

- a) Meter Room - 1 Point
- b) Lift Well - 1 Point
- c) Lift M/C Room - 1 Point

- 3) 15-A Plug Point - (a) Lift M/C Room - - 1 Set
- 4) Ex. Fan Point with exhaust fan in lift M/C Room- 1 Set
- 5) Bulk head point with Bulk head light - 4 Points
- 6) 32-A TPN Main Switch - 1 No.
- 7) 4-way SPN D.B. - 1 No.
- 8) Light point with Bulk head at lift pipe - 5 Nos.
- 9) TPN PDB for lift - - - - 1 No.
- 10) MCB D.B. with 40-A TPN MCB - 1 No.
- 11) 32-A SP MCB - 4 Nos - for Garage - 2 Sets/Building.
- 12) 8-Passenger lift with control gear & panel - 1 Set/Building.

**HANDED OVER**

**TAKEN OVER**



E L E C T R I C A L  
Inventory list of B-type(MIG) Building at Mathkal  
Nimta Housing Project, Phase-II

Sl. No.	Description of item	Living Dinning Room and Verandah	Bed Room - I	M. Bed Room and Toilet	Common Toilet	Kitchen
1.	Light point with Batten Holder	1 + 1	1	1 + 1	1	1
2.	Light point with ceiling Rose	2	1	1	-	-
3.	Fan point with ceiling Rose and stepped fan Regulator	1	1	1	-	-
4.	Ex. Fan point with ceiling Rose	-	-	1	1	1
5.	Call Bell point with Bell push	1	-	-	-	-
6.	5A-5pin plug point on Board	1	1	1	-	-
7.	5A 5pin plug point seperate	1	-	-	-	1
8.	T.V. Antena point with T.V. socket	1	-	-	-	-
9.	Telephone point with Telephone socket	1	-	-	-	-
10.	15A plug point with 15A switch & 15A 5pin socket combined	1	-	-	1	1
11.	Call Bell	1	-	-	-	-
12.	3-way D.B.(SPN)Havells Make with 40A Isolator as incoming & out going 16A SP MCB-3nos. and 6A SP MCB - 3 nos.	1	-	-	-	-

HANDED OVER  
S. A. E (EEL)

TAKEN OVER

Electrical Inventory list of A1/A2 type G+4 Building  
At Mathkal Nimta Housing Project, Phase-II (HIG)

Sl. No.	Description of item	Living and Dining Room	Verandah	Bed Room - I	Bed Room - II	M. Bed Room and At. Toilet	Kitchen com. Toilet	Basin for A1 type	Com. Toilet for A2 Type
1.	Light point with Batten Holder	1	1	1	1	(1+1)	1+1	1	
2.	Light point with ceiling Rose	3		1	1	1			
3.	Fan point with ceiling Rose and stepped fan Regulator	2	1	1	1	1			
4.	Ex. Fan point with ceiling Rose					0+1	1+1		
5.	Call Bell point with Bell Push and call Bell								
6.	5A Spin plug point on Board	2	1	1	1	1		1	1
7.	5A Spin plug point sepe-rate	2		1	1	2	2+0		1
8.	T.V. Antena point with T.V. socket	1				1			
9.	Telephone point with telephone socket	1				1			
10.	Call Bell with Bell push and call Bell	1							
11.	15A plug point with 15A switch & 15A 5 pin socket combined			1	1	0+1	1+1		
12.	20A Havells make starter switch for AC					1			
13.	Foot light make-Havells			1	1	1			
14.	IS way SPN EDs make siemens with 40A Isolator as incoming and outgoing 20A MCB-1no. 15A MCB-5nos. 5A MCB-5 nos. and 3 nos. Blank plate	1							

JBN  
HANDLED OVER  
S.A.E (EEW)

TAKEN OVER

Sankar/

Electrical Inventory List of and Fixtures  
for HIG-A.3 type Building at Mathkal Bimta  
Housing Project, Phase-II

Sl. No.	Description of item	Living cum Dining Room	Verandah	Kitchen + common Toilet	Bed Room-I	Master Bed Room	Attach Toilet
1.	Light point with batten Holder	2	1 (1+1)	1	1	1	1
2.	Light point with ceiling Rose	1	-	-	1	1	-
3.	Fan point with ceiling Rose and stepped for Regulator (make-Anchor)	2	-	-	1	1	-
4.	Ex. Fan point with ceiling Rose	-	-	(1+1)	-	-	1
5.	Call Bell point with Bell Push and calling Bell (make-Anchor)	1	-	-	-	-	-
6.	5A 5pin plug point on Board	2	-	1	1	1	-
7.	5A 5pin plug point separate	1	-	(2+8)	1	1	-
8.	T.V. Antena point with TV socket	1	-	-	-	1	-
9.	Telephone point with telephone socket	1	-	-	1	-	-
10.	15A plug point with 15A switch & 15A 5pin socket combined	1	-	(1+1)	-	-	-
11.	Havells make crabtree 20A starter switch No A.C.	-	-	-	-	1	-
12.	12-way D.B(SPN)Havells make with 40A Isolator as incoming & out going 20A lno. 16A 3nos. & 6A 6nos. MCB	1	-	-	-	-	-

HANDLED OVER  
S.A.E (CEEW)

TAKEN OVER

Sankar/11

Inventory list of electrical fittings & fixtures of Internal Electrical Installation of 4-storied building at Kalyani Housing Project - III at Kalyani Nadia.

For Building Each Building 16 D.U.

Building NO.1 No. of flat=16 (FOR BUILDING NO- 4/5.)

In each flat.

Flat entry-Call bell push with modular box with cover & all connection complete.

In living/Dinning Room.

- 1) Fixing of 2+12 way SPN MCB DB with SS enclosure Double Door DB (Siemens) with 40A DP Isolator as incommar and 2 nos 20Amp SP MCB & 3 Nos 6 Amp SPMCB with connection complete
- 2) 4 Nos/10A modular switch, 1 No. 6-10A 5 pin plug socket, 1 No. fan regulator fixed on modular switch Box with cover & all connection complete - 2 set.
- 3) 1 No 6-10 Amp. 5 pin plug socket & 1 No. 10 Amp modular switch fixed on 3 modular box with all connection complete- 2 set.
- 4) 1 No. 16 Amp plug socket & 1 No. 16 Amp modular switch fixed on 3 modular box with cover and all connection complete (16 Amp power plug point)
- 5) 1 No TV socket on 1 modular box with cover with all connection complete 1 set.
- 6) 1 No. telephone jack fixed on 1 modular box with cover & connection complete 1 set.
- 7) 4 Nos ceiling Rose (2 Nos for light point & 2 Nos for fan point fixed on wall/ ceiling & connection complete
- 8) 1 No call bell (Make Anchor) fixed on bakelite cover with all connection complete

In Balcony

- 1) 1 No. Batten Holder (For light point) with all connection complete.
- 2) 1 No. 6-10Amp 5 pin plug socket & 1 No. 10 Amp modular switch fixed on modular box with cover 1 set.

MINI ELECTRO ENTERPRISE  
Proprietor

Am 27/4/14  
SAC (Am)

T. D. SERVICES

Proprietor  
30/4/14

IN KITCHEN.

- 1) 5 Nos. 10 AMP modular switch with modular box with cover  
(For separate 5 A plug point) with all connection complete 1 set.
- 2) 1 No 6-10 AMP plug socket with 1 No 10 Amp modular switch  
fixed on 3 modular box & all connection complete
- 3) 1 No 16 Amp Modular switch & 16 Amp plug socket on 3 modular  
box with cover & all connection complete.
- 4) 2 Nos batten holder (For light point) & 1 No. ceiling Rose  
(For Exhaust) & with all connection complete.

IN COMMON TOILET

- 1) 1 No. 16 Amp modular switch & 1 No. 16 Amp plug socket fixed  
on 3 modular box (For power plug) & 1 No. Blank plate with cover  
all connection complete.
- 2) 1 No. Batten holder (For light point) & 1 No. ceiling Rose  
(For Exhaust point) with all connection complete.

IN BED ROOM (1)

- 1) 4 Nos 10 Amp modular switch & 1 No 6-10 Amp plug socket & 1 No.  
fan Regulator fixed on 8 modular box with cover including all  
connection complete 1 set.
- 2) 1 No. 10 Amp modular switch & 1 No. 6 Amp plug socket fixed  
on 3 modular box with complete (sep 5 A plug point) 1 set
- 3) 2 Nos ceiling Rose (1 No for light point & 1 No. fan point)  
& 1 No. Batten holder for light point with all connection  
complete.

MAA TARA ELEOTRO ENTERPRISE

Proprietor

Am 30/4/14  
582 (Cus)

T. D. SERVICES

Proprietor

30-4  
-14.

IN BED ROOM-(2)

- 1) 6 Nos 10 Amp modular switch & 1 No 6-10Amp plug socket & 1 No. Fan regular 2 Nos Blank plates on modular box with cover including all connection complete.
- 2) 1 No 5-10Amp modular switch & 1 No. 5 Amp/10 Amp plug socket fixed on 3 modular Box with cover (sep 5 Amp plug point) 1 set
- 3) 1 No. 25 Amp plug socket & 25 Amp stater switch fixed on 4 modular Box with cover including connection complete (For AC) 1 set
- 4) 2 Nos ceiling rose (1 No for light point & 1 No. for fan point) & 1 No Batten holder (For light point) including all connection complete.

IN ATTACH BATH

- 1) 1 No ceiling Rose (For exhaust fan point) & 1 No batten holder (For light point)

All wiring in concealed line with copper conductor & TV & Telephone cable done.

HANDED OVER

TAKEN OVER

T. D. SERVICES

*[Signature]*  
Proprietor

30-4-14

MAA TARA ELECTRO ENTERPRISE

*[Signature]*  
Proprietor

*Hand 30/4/14  
Spec Aug*

INVENTORY LIST OF ELECTRICAL FITTINGS & FIXTURES ON EACH BUILDING  
AT KALANY HOUSING PROJECT (STAIR CASE WIRING).

Building-1

In Ground Floor

- 1) 17 Nos 240V, 32A DP MCB on iron frame including all connection complete.
- 2) Parallel control call bell push switch (Individual flat owner) for 16 Nos flat including all connection complete.
- 3) 6 way BDB with 1 No. 40A DP isolator & 4 Nos 6Amps SP MCB with all connection complete.
- 4) 3Nos 5 Amp switch & 1 No 6 Amp 5 pin plugsocket 1 No Bater holder for light
- 5) 1 No 5A switch for light with all connection complete.
- 6) 1 No Bulhead light fitting with lamp.
- 7) 2 Nos Batten holder for light point
- 8) 6 Nos 8"x10" MS box with cover ( for mainline, Tel/ TV & call bell)
- 9) 2 No 6"x4" MS box with cover (for submain line)
- 10) 2 Nos 4"x4" MS box with cover (for 2 Nos light point)
- 11) 2 Nos 4"x4" MS box with cover (for call bell parallel control line)
- 12) 1 No 20"x6" MS Box with cover (for main lone)

1st floor  
landing.

In Roof - 2 Nos Bulkhead light fitting (with lamp)  
for roof light.

Hand over

Taken over

MAA TARA ELECTRO ENTERPRISE

Proprietor

T. D. SERVICES

Proprietor



Duplex

Bldg no = 7

Inventory/ List of Electrical fittings & fixtures of Internal Electrical Installation of Two storied Duplex type residential buildings at Shilpakanan Housing Project Phase III at Durgapur (for 10 Nos Buildings).

For 1 No Building

In stair

- 1) Fixing of 1 No 415V 32A 4Pole MCB("C" Series- Make Siemens) on wall (below stair).
- 2) 2 Nos 10A switch fixed on 2 modular box with cover
- 3) Batten holder(for light) - 1 No
- 4) Bulkhead light fitting - 1 No.(Letter Right).
- 5) 3 Nos 2 Way switch fixed on modular box with cover - 1 set
- 6) 2 Nos 2 Way switch fixed on modular box with cover - 1 set
- 7) 1 No 2 Way switch & 1 No 10A switch & 1 No Blank plate fixed on modular box with cover - 1 set.
- 8) 3 Nos Batten holder (for 3 Nos 2 Way light)
- 9) Bulkhead light fitting fixed on wall in Roof - 1 set
- 10) Fixing on wall TPN horizontal double door DB. "make Siemens" 415, 32A 4Pole MCB in common & outgoing 9 Nos 16A SPMCB & 3Nos 20AMP SPMCB & 4 Nos Blank plate - 1 set.

In Ground Floor

Entrance - 1No Bulkhead light fitting

In Verandha (front)

- 1) 1No 10A switch & 1No Bell push switch fixed on modular box with coverplate - 1set
- 2) Decorative light fitting (make Philips) with lamp fixed on wall - 1 set

In Living / Dining

- 1) 4Nos 10A switch & 1 No 10A Plug socket & 1No Fan Regulator & cover on modular box - 1set
- 2) 4 Nos 10A switch & 1No Fan Regulator & 2Nos Blank Plate - 1set
- 3) 3Nos 10A switch & 1No Blank Plate - 1set
- 4) 1No 10A switch & 1No 10A Plug Socket - 1set
- 5) 1Nos 16 AMP switch & 1No 16 AMP Socket - 1set
- 6) 2 Nos 10A switch - 1set
- 7) 1 No Telephone Jack with Shutter and 1No TV Antena modular Socket fixed on modular box - 1set
- 8) Fixing on wall 2+4 way SPN MCB DB with 25A/40A DP isolator as in commer & outgoing 3Nos 6AMP MCB & 1No 10AMP MCB - 1set

InGr.floor

- 9) Ceiling Rose (for light/fan) - 4 Nos
- 10) Batten holder (for light) - 1Nos
- 11) Fixing call Bell (Anchormake), fixed on Bakelite cover - 1Set

Popular Electrical Co.

*R.P.D.*  
Proprietor

*SAB*  
SAB (EEW)  
W.B.H.B.

*Prodit Paul*  
M/s. Satellite Construction

Partner



#### In Store

1No Batten holder for light – 1No

#### In Kitchen:

- 1) 1No 16 AMP Switch & 1No 16AMP socket fixed on modular box with cover – 1set
- 2) 2Nos 10A switch & 2Nos 10AMP Plug socket fixed on modular box with Cover - 1set
- 3) Ceiling Rose (for light /fan) - 1Nos
- 4) Batten holder (for light) – 1Nos

#### In Toilet

- 1) 1No 16 AMP Switch & 1No 16 Amp Socket fixed on modular box with cover- 1set
- 2) Ceiling Rose (for Exhaust) – 1No
- 3) Batten holder (light) – 1No

#### Verandha (Backside)

Light point on Batten holder – 1No

All wiring in concealed line with copper wire and TV & Telephone.

#### 1<sup>st</sup> Floor

#### In Family Space

- 1) 2+4 way SPN MCB DB with 25A/40A DP isolator as incommer & outgoing 3 NOS  
AMP SPMCB & 1NO 10A SPMCB .
- 2) 4NOS 10A modular switch & 1No 10A Modular socket & 1No Fan Regulator fixed on modular box with cover – 1set
- 3) 3NOS 10A Switch fixed on modular box with cover – 1Set
- 4) 1NO 10AMP switch & 1No 10AMP socket fixed on modular box with cover – 1Set
- 5) 1No Telephone Jack with shutter and 1No TV Antena modular socket fixed on modular box – 1set
- 6) Ceilling Rose (Fan/Light) – 2NOs
- 7) Batten holder (light) 1No

#### In Toilet:

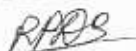
- 1) 16AMP switch & 16AMP socket (combine) fixed on modular box with cover- 1set
- 2) 1 No Batten holder (for light pt) & 1No ceiling Rose (for exhaust) .

Handed over  29/12/13  
AE. (EEW)  
W.B.H.B.

  
Taken Over M/s. Satellite Construction

Partner

Popular Electrical Co.



Proprietor

1<sup>ST</sup>. FLOOR

IN BED ROOM – (1).

- 1) 4 Nos. 10A modular Switch and 1 No. 10A Modular Socket & 1 No. Fan Regulator  
Fixed on Modular box with cover - 1 Set.  
( 2 Nos. Light Pt. & 1 No. Fan Pt. & 1 No. Plug Pt. ).
- 2) 1 No. 10Amp Switch & 1 No. 10 Amp Socket fixed on Modular box with cover- 1 Set.  
( Separate Plug Pt. ).
- 3) Ceiling Rose ( Fan / Light ) – 2 Nos.
- 4) Batten holder (Light / Exhaust) – 1 No.
- 5) 1 No. 16 Amp Switch & 1 No. 16 Amp Socket fixed on Modular box with cover – 1 set.  
( For A.C. ).

IN BED ROOM – (2).

- 1) 4 Nos. 10A modular Switch and 1 No. 10A Modular Socket & 1 No. Fan Regulator  
Fixed on Modular box with cover - 1 Set.  
( 2 Nos. Light Pt. & 1 No. Fan Pt. & 1 No. Plug Pt. ).
- 2) 1 No. 10Amp Switch & 1 No. 10 Amp Socket fixed on Modular box with cover- 1 Set.  
( Separate Plug Pt. ).
- 3) Ceiling Rose ( Fan / Light ) – 2 Nos.
- 4) Batten holder (Light / Exhaust) – 1 No.
- 5) 1 No. 16 Amp Switch & 1 No. 16 Amp Socket fixed on Modular box with cover – 1 set.  
( For A.C. ).

IN BED ROOM – (3).

- 1) 4 Nos. 10A modular Switch and 1 No. 10A Modular Socket & 1 No. Fan Regulator  
Fixed on Modular box with cover - 1 Set.  
( 2 Nos. Light Pt. & 1 No. Fan Pt. & 1 No. Plug Pt. ).
- 2) 1 No. 10Amp Switch & 1 No. 10 Amp Socket fixed on Modular box with cover- 1 Set.  
( Separate Plug Pt. ).
- 3) Ceiling Rose ( Fan / Light ) – 2 No
- 4) Batten holder (Light / Exhaust) – 1 No.
- 5) 1 No. 16 Amp Switch & 1 No. 16 Amp Socket fixed on Modular box with cover – 1 set.  
( For A.C. ).

IN VERANDHA

- 1) Decoration Light Fitting ( Make Philips ) – 1 Set.

Handwritten signature: *Popu*  
27/12/13  
Handwritten initials: *EEW*  
Stamp: **HANDED OVER.**  
Handwritten initials: *B.H.B.*

Handwritten signature: *Pradip Paul*  
Stamp: **TAKEN OVER.**

M/s. Satellite Construction.

Partner

Popular Electrical Co.

Handwritten signature: *RRR*  
Proprietor

INVENTORY LIST OF ELECTRICAL FITTINGS AND FIXTURES IN EACH FLAT / BLDG AT  
SHILPAKANAN H.P. PH-III, AT DUKRGAPUR UNDER WEST BENGAL HOUSING BOARD.

Each Building (16 D.U.)

BUILDING NO.....

IN EACH FLAT

Flat entry:- Call Bell push with  $\frac{1}{2}$  module box with cover & all connection complete.

IN LIVING ROOM

1. Fixing of 4-way TPN horizontal double door DB(Make-Siemens) with 1no. 415V 32A 4 pole MCB as incomer and 3 nos. 20A SPMCB + 6 NOS 16A SPMCB with all connection complete- 1 set.
2. Fixing of 2 + 6way SPN MCBDB (make-Siemens) with 40A DP isolator as incomer and 6 Nos 6A SPMCB as outgoing with all connection complete – 1 Set.
3. 3nos 10A modular switch, 1 no 6A 5 pin plug socket, 1 no fan regulator (2 module) and 1 No bank plate fixed on 8 module box with cover and all connection complete.
4. 3nos 10A modular switch, 1 no 6A 5 pin plug socket, 1 no fan regulator and 1 No bank plate fixed on 8 module box with cover and all connection complete.
5. 1 no 10A modular switch, 1 no 6A 5 pin plug socket fixed on 3 module box with cover and all connection complete ( Separate 6A 5 pin plug – 1 pt.).
6. 1 no TV socket fixed on 1 modular box with cover and 1 no telephone jack fixed on 1 module box with cover.
7. 1 no batten holder (for 1 no light point) fixed on wall and connection complete.
8. 3 nos ceiling rose (1 no for tube light point and 2 nos for fan point) fixed on wall / ceiling and connection complete.
9. 1 no Call Bell (Make Anchor) fixed on Bakelite cover with all connection complete.

IN DINING ROOM

1. 2 nos ceiling rose ( 1 no for tube light point and 1 no for fan point) fixed on wall/ceiling and connection complete.
2. 1 no batten holder ( for 1 no light point) with all connection complete.
3. 6 nos 10/20A modular switch and 1 no 6A 5 pin plug socket fixed on 8 module box with cover and all connection complete.
4. 4 nos 10/20A modular switch and 6A 5 pin plug socket and 1 no fan regulator fixed on 8 module box with cover and all connection complete.
5. 1 no 20A modular switch and 1 no 20A 6 pin plug socket fixed on 3 module box with cover plate and all connection complete (for power plug).

**IN BALCONY (attach with Dinning)**

1 no batten holder (for light point) with all connection complete.

**IN KITCHEN**

1. 1 no 6A 5 pin plug socket with 1 no 10A modular switch fixed on 3 module box with cover (for separate 5A plug point) with all connection complete.
2. 1 no 16A modular switch and 1 no 16A 6pin plug socket fixed on 3 module box with cover and all connection complete (16A power plug).
3. 1 no batten holder (for light point) and 1no ceiling rose (for exhaust point) with all connection complete.

**IN COMMON TOILET**

1. 1 no 16A modular switch and 1 no 16A 6 pin plug socket fixed on 3 module box with cover and all connection complete (for power plug).
2. 1 no batten holder (for light point) and 1 no ceiling rose (for exhaust fan point) with all connection complete.

**IN BED ROOM (1) (behind Dining Room)**

1. 4 Nos 10A modular switch and 1 no 6A 5 pin plug socket, 1 no fan regulator fixed on 8 modular box with cover including all connection complete.
2. 1 no 10A modular switch, 1 no 5 pin plug socket fixed on 3 modular box with cover plate (separate 5A plug point).
3. 2 nos ceiling rose (1no for tube light point and 1 no for fan point) and 1 no batten holder (for light point) including all connection complete.
4. 1 no 16A modular switch and 1No 16A 5 pin plug socket and 1 no blank plate fixed on 4 modular box with cover including all connection complete.
5. 1 no 16A modular switch and 1 no 16A 5 pin plug socket and 1 no. blank plate fixed on 4 modular box with cover including all connection complete (For AC).

**IN MASTER BED ROOM NO.2**

1. 4 nos 10A modular switch and 1 no 6A 5 pin plug socket and 1 no fan regulator fixed on 8 modular box with cover including all connection complete.
2. 3nos 10A modular switch fixed on 3 modular box with cover.

**Contd..... P/3.**

3. 1 no 16A modular switch and 1 no 16A 6 pin plug socket fixed on 4 modular box with cover including all connection complete (For AC).
4. 1 no. 10A modular switch and 1 no 6A 5 pin plug socket fixed on 3 module box with cover including all connection complete (for separate 5A plug point).
5. 2 Nos ceiling rose ( 1 no for light point and 1 no for fan point) and 1 no batten holder (light point) fixed on ceiling / wall.

**IN ATTACHED BATH ROOM**

1. 1 no 16A modular switch and 1 no 16A 6 pin plug socket fixed on 3 modular box with cover (for power plug).
2. 1 no ceiling rose (exhaust fan point) and 1 no batten holder (for light point).

**IN BED ROOM NO.3**

1. 4 nos 10A modular switch and 1 no 6A 5 pin plug socket and 1 no fan regulator fixed on 8 modular box with cover including all connection complete.
2. 1 no 16A modular switch and 1 no 16A 6 pin plug socket and 1 no blank plate with 4 modular box with cover including all connection complete.
3. 2 Nos ceiling rose (1no for fan point and 1 no for light point) including all connection complete.

\* All wiring in concealed line with copper conductor wire and T.V. and Telephone cable done.

**HANDED OVER (In good condition)**

**TAKEN OVER**

**INVENTORY LIST OF ELECTRICAL FITTINGS AND FIXTURES IN EACH BUILDING AT SHILPAKANAN  
H. P. PH-III AT DURGAPUR UNDER WEST BENGAL HOUSING BOARD**

BUILDING NO..... **(COMMON STAIR)**

**IN GROUND FLOOR**

1. 3 nos 10A modular switch fixed on 3 modular box with cover including all connection complete.
2. 1 no 4"/4" MS box with Bakelite cover.
3. Fixing of 250V ceiling luminaries with mirror optic decorative fittings (Make- Philips) with 2 Nos 18W PL lamp on ceiling - 1 set.

**IN 1<sup>ST</sup> FLOOR**

1. 2 nos 10A modular switch fixed on 2 modular box with cover including all connection complete.
  2. 1 no 10"/8" MS box with Bakelite cover.\*
  3. 1 no 8"/6" MS box with Bakelite cover.\*
  4. 2 Nos 20"/6" MS box with Bakelite cover.\*
- \* 1<sup>st</sup> half landing.

**IN 2<sup>nd</sup> FLOOR**

1. Same as 1<sup>st</sup> floor (SL no.1).
2. Fixing of 250V ceiling luminaries with mirror optic decorative fittings (Make- Philips) with 2 Nos 18W PL lamp on ceiling - 2 sets.
3. 2<sup>nd</sup> floor half landing.
4. 3nos 8"/6" MS box with Bakelite cover.
5. 1no 20"/6" MS box with Bakelite cover.
6. 1no 8"/10" MS box with Bakelite cover.

**IN 3<sup>rd</sup> FLOOR**

1. Same as 2<sup>nd</sup> floor (SL no.1).
2. Fixing of 250V ceiling luminaries with mirror optic decorative fittings (Make- Philips) with 2 Nos 18W PL lamp on ceiling - 2 sets.
- 3<sup>rd</sup> floor half landing.
3. 4nos 8"/10" MS box with Bakelite cover.
4. 1no 8"/6" MS box with Bakelite cover.
5. 1no 8"/10" MS box with Bakelite cover.

**IN 4<sup>th</sup> FLOOR**

1. Same as 3<sup>rd</sup> floor (SL no.1).
2. Fixing of 250V ceiling luminaries with mirror optic decorative fittings (Make- Philips) with 2 Nos 18W PL lamp on ceiling - 2 sets.
- 4<sup>th</sup> floor half landing.
3. 5nos 10"/8"/ 2½" MS box with Bakelite cover incl. all connection complete.
4. 1no 6"/4"/ 2½" MS box with Bakelite cover incl. all connection complete.
5. 1no 4"/4"/ 2½" MS box with Bakelite cover incl. all connection complete.

**IN CHILLA KOTA**

1. 3 nos 10A modular switch fixed 3 modular box with cover including all connection complete.
2. 1 no ceiling rose (for light point) including all connection complete.

**ROOF (L & R)**

1. 2 nos bulkhead light fittings fixed on wall including all connection complete.
2. 1no 10"/8"/ 2½" MS box with Bakelite cover (for TV).



Contd.... P/2.

INVENTORY LIST OF ELECTRICAL FITTINGS AND FIXTURES IN EACH BUILDING AT SHILPAKANAN  
H. P., PH-III, AT DURGAPUR UNDER WEST BENGAL HOUSING BOARD

BUILDING NO.....

(COMMON STAIR)

IN GROUND FLOOR

1. 3 nos 10A modular switch fixed on 3 modular box with cover including all connection complete.
2. 1 no 4"/4" MS box with Bakelite cover.
3. Fixing of 250V ceiling luminaries with mirror optic decorative fittings (Make- Philips) with 2 Nos 18W PL lamp on ceiling - 1 set.

IN 1<sup>ST</sup> FLOOR

1. 2 nos 10A modular switch fixed on 2 modular box with cover including all connection complete.
  2. 1 no 10"/8" MS box with Bakelite cover.\*
  3. 1 no 8"/6" MS box with Bakelite cover.\*
  4. 2 Nos 20"/6" MS box with Bakelite cover.\*
- \* 1<sup>st</sup> half landing.

IN 2<sup>nd</sup> FLOOR

1. Same as 1<sup>st</sup> floor (SL no.1).
2. Fixing of 250V ceiling luminaries with mirror optic decorative fittings (Make- Philips) with 2 Nos 18W PL lamp on ceiling - 2 sets.
3. 2<sup>nd</sup> floor half landing.
4. 3nos 8"/6" MS box with Bakelite cover.
5. 1no 20"/6" MS box with Bakelite cover.
6. 1no 8"/10" MS box with Bakelite cover.

IN 3<sup>rd</sup> FLOOR

1. Same as 2<sup>nd</sup> floor (SL no.1).
2. Fixing of 250V ceiling luminaries with mirror optic decorative fittings (Make- Philips) with 2 Nos 18W PL lamp on ceiling - 2 sets.
- 3<sup>rd</sup> floor half landing.
3. 4nos 8"/10" MS box with Bakelite cover.
4. 1no 8"/6" MS box with Bakelite cover.
5. 1no 8"/10" MS box with Bakelite cover.

IN 4<sup>th</sup> FLOOR

1. Same as 3<sup>rd</sup> floor (SL no.1).
2. Fixing of 250V ceiling luminaries with mirror optic decorative fittings (Make- Philips) with 2 Nos 18W PL lamp on ceiling - 2 sets.
- 4<sup>th</sup> floor half landing.
3. 5nos 10"/8"/ 2½" MS box with Bakelite cover incl. all connection complete.
4. 1no 6"/4"/ 2½" MS box with Bakelite cover incl. all connection complete.
5. 1no 4"/4"/ 2½" MS box with Bakelite cover incl. all connection complete.

IN CHILLA KOTA

1. 3 nos 10A modular switch fixed 3 modular box with cover including all connection complete.
2. 1 no ceiling rose (for light point) including all connection complete.

ROOF (L & R)

1. 2 nos bulkhead light fittings fixed on wall including all connection complete.
2. 1no 10"/8"/ 2½" MS box with Bakelite cover (for TV).



Contd.... P/2.



**IN LIFT MACHINE ROOM**

1. 5 nos 6Amp (Anchor switch) and 1 no 6Amp 5 pin plug socket fixed on MS box with cover including all connection complete.
2. 1 no joint box (7"/4") with Bakelite cover (8"/5") fixed on wall including all connection complete.
3. 1 no 16Amp (Anchor switch) and 16A 6 pin plug socket fixed on MS box with cover including all connection complete.
4. 1 no 6 way MCB DB (Siemens) with 25A DP isolator and 3 nos 16A SP MCB and 1 No 6A SP MCB fixed on wall with iron leg including all connection complete.
5. 1 no 32A TPN SFU (Havells) with 3 nos re-wire able fuse including all connection complete.
6. 1 no 12" exhaust fan (make- EPC) including all connection complete.
7. 2 Nos ceiling rose (1 no for tube light point and 1 no for exhaust fan point) including all connection complete.
8. 1 no batten holder (for light point) including all connection complete.
9. 1 no bulkhead (Bajaj) (for outside wall) including all connection complete.
10. 2 nos E.I. conduit light point including all connection complete.
11. 1 no exhaust fan point including all connection complete.
12. 1 no bulkhead light point including all connection complete.
13. 1 no 5A plug point (on board) including all connection complete.
14. 1 no 15A plug point (Power plug) including all connection complete.

**LIFT WELL**

1. 4 nos bulkhead light fittings with all accessories including all connection complete. (E.I. conduit for group light by drawing 1.1KV grade 3x1.5 sqmm. Single core PVC insulated and unsheathed flexible copper wire).
3. **Lift pit (ground floor):-**  
2 nos 6A (Anchor) Switch and 1 no 6A 5 pin plug socket and 1 no batten holder (for light point) fixed on 6"/4" MS box with Bakelite cover including all connection complete.

**GARRAGE**

1. 1 no 4 way TPN vertical double door DB (Make- Siemens) with 63A 4 pole MCB as incomer and 1 no 32A TP MCB, 4 nos 10A SP MCB and blank plate fixed on wall including all connection complete.
2. 16 nos 415V 32A 4 pole MCB (sheet enclosure) and 1 no 63A 4 pole MCB (sheet enclosure) fixed on angle iron frame on wall including all connection complete with locking arrangement incl. all connection complete.
3. 16 nos 250V ceiling luminaries with mirror optic decorative fittings (Make- Philips) with 2 Nos 18W PL lamp fixed on ceiling including all connection complete.
4. 1 no 10"/8"/ 2½" MS box with Bakelite cover (for Telephone) including all connection complete incl. all connection complete.

**HANDED OVER (In good condition)**

MAA TARA ELECTRO ENTERPRISE

  
Proprietor

**TAKEN OVER**



Inventory list of electrical fittings & fixtures of Internal Electrical Installation of 4-storied building at Kalyani Housing Project ph-III at Kalyani Nadia.

For Building Each Building 16 D.U.  
Building NO.1 No. of flat=16

For Bldg no- 647

In each flat.

Flat entry-Call bell push with modular box with cover & all connection complete.

In living/Dining Room.

1) Fixing of 2+12 way SPN MCB DB with SS enclosure Double Door DB (Siemens) with 40A DP Isolator as incommar and 2 nos 20Amp SP MCB & 3 Nos 6 Amp SPNCB with connection complete

2) 4 Nos/10A modular switch, 1 No. 6-10A 5 pin plug socket, 1 No. fan regulator fixed on modular switch Box with cover & all connection complete - 2 set.

3) 1 No 6-10 Amp. 5 pin plug socket & 1 No. 10 Amp modular switch fixwson 3 modular box with all connection complete- 2 set.

4) 1 No. 16 Amp plug socket & 1 No. 16 Amp modular switch fixed on 3 modular box with cover and all connection complete (16 Amp power plug point)

5) 1 No TV socket on 1 modular box with cover with all connection complete 1 set.

6) 1 No. Telephone jack fixed on 1 modular box with cover & connection complete 1 set.

7) 4 Nos ceiling Rose (2 Nos for light point & 2 Nos for fan point fixed on wall/ ceiling & connection complete

8) 1 No call bell (Make Anchor) fixed on bakelite cover with all connection complete

In Balcony

1) 1 No. Batten Holder (For light point) with all connection complete.

2) 1 No. 6-10Amp 5 pin plug socket & 1 No. 10 Amp modular switch fixed on modular box with cover 1 set.

KITCHEN.

- 1) 3 Nos. 10 Amp modular switch with modular box with cover  
(For separate 5 A plug point) with all connection complete 1 set.
- 2) 1 No 6-10 AMP plug socket with 1 No 10 Amp modular switch  
fixed on 3 modular box & all connection complete
- 3) 1 No 16 Amp Modular switch & 16 Amp plug socket on 3 modular  
box with cover & all connection complete.
- 4) 2 Nos batten holder (For light point) & 1 No. ceiling Rose  
(For Exhaust) & with all connection complete.

IN COMMON TOILET

- 1) 1 No. 16 Amp modular switch & 1 No. 16 Amp plug socket fixed  
on 3 modular box (For power plug) & 1 No. Blank plate with ~~as~~  
cover all connection complete.
- 2) 1 No. Batten holder (For light point) & 1 No. ceiling Rose  
(For Exhaust point) with all connection complete.

IN BED ROOM 1(1)

- 1) 4 Nos 10 Amp modular switch & 1 No 6-10amp plug socket & 1 No.  
fan Regulator fixed on 8 modular box with cover including all  
connection complete 1 set.
- 2) 1 No. 10 Amp modular switch & 1 No. 6 Amp plug socket fixed  
on 3 modular box with complete (sep 5 A plug point) 1 set
- 3) 2 Nos ceiling Rose (1 No for light point & 1 No. fan point)  
& 1 No. Batten holder ~~if~~ for light point with all connection  
complete.

Omni Electrical Enterprise

*[Signature]*  
Partner

*Amu 29/4/14*  
*SAE (Gm)*

T. D. SERVICES

*[Signature]*  
Proprietor

30-4-  
14

IN BED ROOM--(2)

- 1) 6 Nos 10 Amp modular switch & 1 No 6-10Amp plug socket & 1 No. Fan regular 2 Nos Blank plates on modular box with cover including all connection complete.
- 2) 1 No 5-10Amp modular switch & 1 No. 5 Amp/10 Amp plug socket fixed on 3 modular Box with cover (sep 5 Amp plug point) 1 set
- 3) 1 No. 25 Amp plug socket & 25 Amp stater switch fixed on 4 modular Box with cover including connection complete (For AC) 1 set
- 4) 2 Nos ceiling rose (1 No for light point & 1 No. for fan point) & 1 No Batten holder (for light point) including all connection complete.

IN ATTACH BATH

- 1) 1 No ceiling Rose (For exhaust fan point) & 1 No batten holder (For light point)

All wiring in concealed line with copper conductor & TV & Telephone cable done.

HANDED OVER

TAKEN OVER

T. D. SERVICES

Proprietor

Conomic Electrical Enterprise

Partner

INVENTORY LIST OF ELECTRICAL FITTINGS & FIXTURES ON EACH BUILDING  
AT KALANY HOUSING PROJECT (STAIR CASE WIRING).

Building-1

In Ground Floor

- 1) 17 Nos 240V, 32A DP MCB on iron frame including all connection complete.
- 2) Parallel control call bell push switch (Individual flat owner) for 16 Nos flat including all connection complete.
- 3) 6 way BDB with 1 No. 40A DP isolator & 4 Nos 6Amps SP MCB with all connection complete.
- 4) 3Nos 5 Amp switch & 1 No 6 Amp 5 pin plugsocket 1 No Bater holder for light
- 5) 1 No 5A switch for light with all connection complete.
- 6) 1 No Bulkhead light fitting with lamp.
- 7) 2 Nos Batten holder for light point
- 8) 6 Nos 8"x10" MS box with cover ( for mainline, Tel/ TV & call bell)
- 9) 2 No 6"x4" MS box with cover (for submain line)
- 10) 2 Nos 4"x4" MS box with cover (for 2 Nos light point)
- 11) 2 Nos 4"x4" MS box with cover (for call bell parallel control line)
- 12) 1 No 20"x6" MS Box with cover (for main lone)

1st floor landing. In Roof - 2 Nos Bulkhead light fitting (with lamp) for roof light.

Hand over

Economic Electrical Enterprise

*[Signature]*  
Partner

*AB on 20/4/14*  
*SKE (qua)*

T. D. SERVICES

*[Signature]*  
Proprietor

Taken over



**WEST BENGAL HOUSING BOARD**

(ESTD. UNDER WB.ACT XXXII OF 1972)

"A B A S A N"

105, S.N.BANERJEE ROAD, KOLKATA – 700 014.

Phone : 2265-1965, 2264-1967/3966/8968/9974/0950; FAX: 2264/1480/0979

Email- [wbhousingboard@gmail.com](mailto:wbhousingboard@gmail.com)

Website: [www.wbhousingboard.in](http://www.wbhousingboard.in)

No: ...../HB

Date: .....

**Inventory list of common area & stair case of each building of M.I.G.(B-Type) & HIG (A-3 TYPE) at MATHKAL NIMTA Housing Project, Phase- II**

(For 1 No. Building)

- |   |             |
|---|-------------|
| 1. Single way Light point with batten holder.-                  | - 5 Points. |
| 2. Two way -  | -5 Points.  |
| 3. 40A DP isolator on Angle iron frame with taking Arrangement. | - 17 Points |
| 4. Bulk head fittings -   | - 3 Sets    |
| 5. Call bell push switch in main entrance -                     | - 16 Nos.   |

N.B.: Meter loop for individual flats & Staircase.

**HANDED OVER**

**TAKEN OVER**

**ELECTRICAL INVENTORY LIST OF MIG TYPE BUILDING AT THAKURPUKUR HOUSING PROJECT,**  
**PHASE-IV-B, UNDER WEST BENGAL HOUSING BOARD.**

Sl. No.	Description of item	Living Dining Room & Verandah	Bed Room	M. Bed Room & Toilet	Common Toilet	Kitchen
1.	Light point with batten holder -	3	1	3	1	1
2.	Light point with ceiling rose -	1	1			
3.	Fan point with ceiling rose & Stepped fan regulator.	2	1	1		
4.	Ex. Fan point with ceiling Rose-			1	1	1
5.	Call Bell point with Bell push -	1				
6.	5A-5-pin plug point on Board -	2	1	1		
7.	5-A 5-pin plug point separate -	3		1		1
8.	T.V. Antenna point with T.V. Socket-	1				
9.	Telephone point with Telephone socket-	1		1		
10.	15-A plug point with 15-A switch & 15-A 5-pin socket combined.	1		1	1	1
11.	Call Bell -	1				
12.	3-way D.B. (SPN) Havells Make with 40-A Isolator as incoming & out-going 16-A SP MCB 3 Nos. & 6-A SP MCB- 3 Nos.-	1				

**HANDED OVER**

**TAKEN OVER**

STAIR AND LIFT MACHINE ROOM (BUILDING NO: C/1 & C/2) & C/3, & C/4.

[illegible]



**ELECTRICAL INVENTORY LIST OF FITTINGS, FIXTURES FOR I.E.I. OF PARTLY G+4-STORIED AND PARTLY 4 STORIED RESIDENTIAL BUILDING AT HIMALAYA KANYA HOUSING PROJECT PHASE-III, AT SILIGURI ( FOR INDIVIDUAL TRIPLEX FLAT) Building No.C/1 & C/2, C/3 & C/4.**

Sl No.	Description of item	Ground Floor					1st Floor					Upper 1st Floor					Gr & 1st Floor	Total	
		lob by	Toilet (Com mon)	Bed Room	M/Bed Room	Attach Bath Room	Vera ndha	Living Room	Balcony attach living	Kitc hen	M/ Bed Room	Attach Bath Room	lobby	Comm on bath	M/ Bed Room	Attach Bath Room			Bed room
01	light point with ceiling rose.	1		1	1		1	3			1		1		1		1		10
02	light point with batten holder.	1	1	1	1	1	1	1	1	1	1	1	1	1	1	1	1	2	18
03	fan point with modular stepped regulator.	1		1	1			3	1		1		1		1		1		11
04	Exhaust fan point with ceiling rose.		1			1				1		1		1		1			6
05	Foot light (make- Havells)			1	1			1			1				1		1		6
06	Call bell point with bell push.	1						1											2
07	5A 5pin plug point on board.	1		1	1			2	1		1		1		1		2	2	13
08	5A 5pin plug point on separate			2	2			1		1	2				2		2		12
09	15A plug point with 15A switch & 15A 5 pin socket.		1			1		1		1		1		1		1			7
10	AC starter with 25A plug socket.				1						1				1				3
11	T.V. Antena point with TV socket.				1			1							1				3
12	Telephone point with telephone socket.				1			1							1				3
13	Call Bell.	1											1						2
14	4-way TPN DB with 63A 4P isolator as incommer and out going 20A-3nos, 16A-6nos and 32A-3nos 5P MCB.	1																	1
15	2+6-way SPN DB with 40A DP MCB isolator as incoming and outgoing. 6A-6nos SPMCB.	1						1					1						3





**ELECTRICAL INVENTORY LIST OF FITTINGS, FIXTURES FOR I.E.T. OF PARTLY G+4 STORED AND PARTLY 4 STORED RESIDENTIAL BUILDING AT HIMALAYA KANYA HOUSING PROJECT, PHASE -III, AT SILIGURI (FOR INDIVIDUAL DUPLEX FLAT) Building No.C/1 & C/2. C/3 & C/4**

Sl No.	Description of item	2 nd Floor						Upper 2nd floor						Total
		Balcony	Living /Dining	Kitchen	Bed Room	Common Toilet	Store	Lobby	Common Toilet	Bed Room	Balcony	M/ Bed Room	Attach Bath Room	
01	Light point with ceiling rose.		2		1			1		1		1	1	6
02	Light point with batten holder.	1	2	1	1	1	1	1	1	1	1	1	1	13
03	fan point with modular stepped regulator.	1	3		1			1	1	1		1	1	8
04	Exhaust fan point with ceiling rose.			1		1			1				1	4
05	Foot light (make- Havells)		1		1					1		1		4
06	Call bell point with bell push.							1						1
07	5A 5pin plug point on board.	1	2		1		1	1		1	1	1		9
08	5A 5pin plug point on separate board.		1	1	2					2		2		8
09	15A plug point with 15A switch & 15A 5 pin socket.		1	1		1			1				1	5
10	AC starter with 25A plug socket.				1							1		2
11	T.V. Antena point with TV socket.		1									1		2
12	Telephone point with telephone socket.		1									1		2
13	Call Bell.							1						1
14	4-way TPN DB with 63A 4P isolator as incommer and out going 20A-3nos, 16A-6nos and 32A-3nos SP MCB		1											1
15	2+6-way SPN DB with 40A DP MCB isolator as incoming and outgoing 6A-6nos SPMCB.		1					1						2





Ground Floor

Inventory of Electrical Fitting & Fixture Fitted in Internal Electrical Installation of 2-Storeyed type -A Duplex House Bungalow at Himalaya Kanya Housing Project -III at Siliguri 17 Nos. Houses

Location	Lights point	Fan Point	Exhaust Fan Point	5Amp Plug on Board	5Amp Plug (Separate)	15 Amp Plug	15Amp Plug with A/C Starter	32 Amp DP Mainswitch	2+4 Way MCB DB	2+6 Way MCB DB	T.V. Point	Telephone Plug	Call Bell Point	Bulk Head Fitting	Hanging Fitting	C.G. Fitting	
Front Entrance	2																
Living & Dining	4	2		3	1	1					1	1	1		1		
Kitchen	1		1		1	1											
Toilet	1		1			1											
Back Entry	1															1	
Outer Wall	2													3			
Total	11	2	2	3	2	3					1	1	1	3	1	1	
Common Staircase and Roof	6							1	1	2				1			
Total	17	2	2	3	2	3		1	1	2	1	1	1	4	1	1	

1st Floor

Inventory of Electrical Fitting & Fixture Fitted in Internal Electrical Installation of 2- Storied type -A Duplex House  
Bungalow at Himalaya Kanya Housing Project -III at Siliguri 17 Nos. Houses

Location	Lights point	Fan Point	Exhaust Fan oint	Foot Light Fiting	5Amp Plug on Board	5Amp Plug (Separate)	15 Amp Plug	15Amp Plug with A/C Starter	32 Amp DP Mainswitch	2+4 Way MCB DB	2+6 Way MCB DB	T.V. Point	Telephone Plug	Call Bell Point	Bulk Head Fitting	Fancy Light fitting	C.G. Fitting
Bed Room-1	3	1		1	1	1	1					1	1				
Bed Room-2	3	1		1	1	1		1									
Famaly Space	3	1		1	1									1			
Toiler-1	1		1				1										
Open Terrace	1																
Total	11	3	1	3	3	2	2	1				1	1	1			



## INVENTORY

Name Of work:- Electrical Installation work of each flat including Fitting & fixture ,gate light & pump motor set at (G+4) residential building at 4/wb/34 Hochi Minh Sarani within Sarsuna Housing Project ( Area light & Common Space )

In each Flat (2+12way spn BDB (ABB make) with 40amp isolator & 10 nos MCBs )

	Fan point	Light Pt	Samp on board	15amp	Seprate5 amp	T.V point	Tele	EX Fan	Call bell
Liv dining	2	2	2	1	x	1	1	x	1
Bedroom1	1	2	1	1	1	x	x	x	x
M.Bed room	1	2	1	1	1	x	x	x	x
Attach Toilet	X	1	X	1	x	x	x	1	x
Toilet	X	1	X	1	x	x	x	1	x
Kitchen	X	1	X	1	2	x	x	1	x
Veranda	x	1	x	x	x	x	x	x	x

Area light, Stair case & gate light, common service

Description of Item	Quantity		
Bajaj make Post top fitting incl 2nos 18watt CFL lamp	6nos	On gate top	K-Lite
Outdoor type wall fitting incl. 18watt CFL lamp with all accessories	20nos	Outside wall of the building	K-Lite
Down lighter type wall bracket fitting 1no 20watt CFL lamp	2nos	Display light at outside gate	K-lite
4ft tube light fitting incl. 36watt lamp fixed on ceiling	40nos	Stair & garage	Philips
32a 2pole MCB in steel Enclosure in common frame	20nos	At electrical duct in gr floor	ABB
63a 4pole MCB in steel Enclosure in common frame	1 no	At electrical duct in gr floor	ABB
TPN Vertical BDB incl 63a isolator as incomer & 5nos 10to32a MCB	1no	At electrical duct in gr floor	ABB
2+4way spn BDB (ABB make) with 25amp isolator & 4 nos MCBs	2nos	At electrical duct in gr floor	ABB

Pump Room, Duty room

TPN Vertical BDB incl 63a isolator as incomer & 6nos 10to32a MCB	1no	Pump Room	ABB
32amp TPN Main switch	1no	Pump Room	havells
FASD Starter	2nos	Pump Room	L&T
5 HP centrifugal pumps complete with 3ph 50Hz Sq.cage induction motor.	2set	Pump Room	Crompton/BE
2+4way spn BDB (ABB make) with 25amp isolator & 4 nos MCBs	1no	Duty room	ABB

Handed over

Taken over

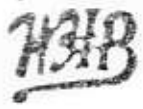
Inventory of 5 passenger 340kgs manually operated lift at 4/WB/34, Hochi Minh Sarani with  
in Sarsuna Housinh Project under W.B.HOUSING BOARD.

Sl no	Description of Items.	QTY
1	5 passenger lift having 340 kgs capacity serving 5 landings all on same side, travel height 12.00 mtr(Approx) having a speed of 0.63 MPS, variable speed with V3F drive unit. Automatic push button down collective control, with or with attendant, M.S. sheet metal painted car enclosure, M.S. collapsible Doors both for car and landing,.	1 SET

HANDING OVER IN GOOD CONDITION & WORKING CONDITION.

TAKEN OVER IN GOOD &  
WORKING CONDITION.





# WEST BENGAL HOUSING BOARD

(ESTD. UNDER W.B. ACT. XXXII. OF 1972)

(A B A S A N)

105, S. N. BANERJEE ROAD  
KOLKATA - 700 014

2265-1965, 2244-0950  
2244-1967, 2244-8968  
2244-3966, 2244-4974  
2249-0979  
Fax : (033) 2244-1430  
(033) 2244-0979  
(033) 2246-7250

No.....H.B.

Date.....200

## INVENTORY LIST OF STREET LIGHT FOR FOUR NOS LIG AND ONE NO. MIG TYPE BUILDING AT THAKUR- PUKUR HOUSING PROJECT :: P H A S E - V B

### STREET LIGHT

- |  |            |           |
|--|------------|-----------|
| 1) 3 Mtr. G.I. pole with C.I. loop box                               | (LIG Area) | - 9 Nos.  |
| 2) Gate light with C.I. loop box                                     |            | - 2 Nos.  |
| 3) Post top lantern fitting 125 Watt                                 |            | -11 Nos.  |
| 4) (Make philips) lot No.<br>HPC 101/125 watt HPF                    |            |           |
| 4) 3 Mtr. G.I. pole with C.I. loop box                               |            | - 1 No.   |
| 5) Gate light with C.I. loop box                                     |            | - 2 Nos.  |
| 6) Post top lantern fitting make<br>Philips lot HPC 101/125 watt HPF |            | - 3 Nos.  |
| 7) 2 Core 6 Sqmm PVC Cable<br>for Street light control               |            | - L/S.    |
| 8) Earthing  |            | - 12 Set. |

Taken Over:

Handed over:



# WEST BENGAL HOUSING BOARD

(ESTD. UNDER W.B. ACT. XXXII. OF 1972)

(A B A S A N)

105, S. N. BANERJEE ROAD  
KOLKATA - 700 014

2265-1965, 2244-0950  
2244-1967, 2244-8968  
2244-3966, 2244-4974  
2249-0979

Fax : (033) 2244-1480  
(033) 2244-0979  
(033) 2246-7250

No.....H.B.

Date.....200

## INVENTORY LIST OF MANAGEMENT OFFICE FOR LIG BUILDING AT THAKURPUKUR HOUSING PRO- JECT :: PHASE-VB

Light point	•••••	7 Points
Fan point	•••••	5 Points
5amp plug point with control switch	•••••	2 Points
15 Amp point with control switch	•••••	1 point
32 Amp SPN Main switch	•••••	1 Pc
6 Way DB with Incomer		
40 Amp DP & outgoing -		
6Amp	•••••	3 Nos
10Amp	•••••	1 No
Bulkhead Fitting (BAJAJ MAKE)	•••••	1 No
40W Single Tube light fitting	•••••	5 Nos
Ceiling fan	•••••	5 Nos
Step Regulator	•••••	5 Nos
Buttan holder	•••••	1 Pc

Taken over:

Handed over:



## WEST BENGAL HOUSING BOARD

(ESTD. UNDER W.B. ACT. XXXII. OF 1972)

(A B A S A N)

105, S. N. BANERJEE ROAD

KOLKATA - 700 014

2265-1965, 2244-0950

2244-1967, 2244-8968

2244-3966, 2244-4974

2249-0979

Fax : (033) 2244-1480

(033) 2244-0979

(033) 2246-7250

No.....H.B.

Date.....200

Inventory list of Electrical fitting and  
fixtures installed in pump house 4nos.  
LIG building & 1 no. MIG type building  
at Thakurpukur Phase-VB

1. 440V 7.5 H.P. Centrifugal pump motor set 2" x 2" suction  
and delivery 1450 R.P.M TEPC squirrel cage Induction motor  
Pump make - BE & motor make campton 2 sets  
(A) pump model no. AA 5120KK  
Serial no. 359896  
Motor serial no. IOJ10293  
(B) pump model no. AA5120KK  
Serial no. 359897  
Motor serial no. K8G5377  
*Guarantee Card & Test Certificate for Centrifugal Pump/motor sets → 2 sets.*
2. Cubical type control panel for centrifugal P/M set
 

440V 63amp TPN SF unit	1no.
100Amp BBC 440V(standard)	1set
0-500V volt meter with selector switch	1set
0-30A Ammeter make AE	2sets
Pilot lamp with fuse	3nos.
32Amp TP SFU	2nos.
Star Delta starter Make LT	2 sets
32Amp DP MCB	2 nos.
16Amp DP MCB	1 no.
32Amp DP main Switch for St. light	2 nos.

Internal Wiring

Light point	3 point
5amp plug	1 no. on Board
B/Head fitting	3 nos.

Submersible pump motor set

440V 5 H.P. submersible pump  
motor set make KSB  
model no. DPD 242/04A  
serial no. 0025949905  
with necessary 65nos. dia G.I. column pipe 1 set  
*Guarantee Card & Test Certificate for Submersible Pump/motor set - 1 set.*

Contd.....2



# WEST BENGAL HOUSING BOARD

(ESTD. UNDER W.B. ACT. XXXII. OF 1972)

(A B A S A N)

105, S. N. BANERJEE ROAD  
KOLKATA - 700 014

2265-1965, 2244-0950

2244-1967, 2244-8968

2244-3966, 2244-4974

2249-0979

Fax : (033) 2244-1480

(033) 2244-0979

(033) 2246-7250

No.....H.B.

(2)

Date.....200

Control panel for operation of submersible pump-motor set	
415V 32Amp TPN (Make Havells)	1 set
415V 60Amp BBC	1 set
0-500V volt meter with selector switch	1 set
0-30Amp Ammeter make AE	1 set
Pilot lamp with fuse	3 nos.
240V 16amp SFU make Havells	1 nos.
DOL Starter type MK-1	
make LT	1 no.
Earthing with 50mm dia G.I. pipe	2 set
Inter connection complete as necessary for operation of P/make set	

Taken Over

Handed Over

Sankar/11